

# GAMES DESCRIPTIONS



LEXIBOOK®


JG7425\_EN



**WARNING:** WEAR THE CONTROLLER WRIST STRAP FOR ALL GAMES.

## Sport

### Tennis



**One-player game, hold one controller in your hand vertically.**

Controller Operation:

- Swing the controller = Swing racket
- Swing and UP button = Shoot upwards
- Swing and DOWN button = Drop shot
- Swing and LEFT button = Swing to the right
- Swing and RIGHT button = Swing to the left
- The game is divided into three rounds, the winner of two wins the game. When starting a game, the serving player will have the ball bouncing beside him/her, the player must swing at the highest point to pass over the net. Hitting the net is a fault, 2 faults give the opponent a score of 15.

### Golf



**One- or two-player game, Hold one controller in your hand vertically.**

Controller Operation:

- Up/Down Button = Choose club
- Right/Left Button = Aim
- Hold Start Button and Swing = Swing club
- Aim your shot, hold the start button and swing the controller to swing the club. The player with the lowest score after 18 holes wins!

### Boxing



1. Game character selection menu: Press LEFT/ RIGHT directional button to select the character, Press START key to confirm, Press SELECT key to go back.
2. Help Menu: Press START key on the P1 and P2 controller to confirm, Press SELECT key to go back.
3. Game Operation: Press UP button and sway controller to attack the opponent head. Press DOWN button and sway controller to attack the opponent chest/abdomen.

## Baseball



1. Game character selection menu: press LEFT/ RIGHT directional buttons to select the team. Press START key to confirm. Press SELECT key to go back.
2. Game Operation: sway the main-controller to control the bat to hit the ball.

## Basketball



**One- or two-player game. Hold the controller vertically in your hand. Each player plays a round in turns. The best player of the three rounds wins.**

Controller Operation:

- Flick controller forward = Shoot
- The harder you flick the controller forward, the harder the player throws the ball. See how many hits you can get in one minute!

## Super Slider



**One-player game, both controllers are required to play this game. Hold controller 1 in your right hand and controller 2 in your left hand, both vertically.**

Controller Operation:

- Swing controller 1 = Move right
- Swing controller 2 = Move left
- OR
- Controller 1 A button = Move right
- Controller 2 A button = Move left
- You can either swing the controllers, or press the buttons to move the character. Move the controllers while in the air to get jump points, if you fall 5 times the game is over!

## Snowball



**One-player game, hold the controller vertically.**

Controller Operation:

- Flick controller = Throw snowball
- Down button = Duck the snowballs
- Right/left buttons = Move left or right
- Try to avoid the other player's snowballs, duck behind snowbanks to avoid being hit! Collect extra health and snowball upgrades. There are 6 rounds in total, win all the levels to get a higher score.

## Beach Volleyball




**One-player game, hold one controller in your hand vertically. Hold down directional keys and press A button to serve, the team which gets 21 points first wins the round!**

Controller Operation:

- Directional keys = Move player
- A button = Pass, volley
- Flick controller forward = Pass, volley
- Directional keys while serving = Power
- Three-level game: in the first two levels, you only control the player by taking a pass or volleying the ball by pressing A. In the third level you have to control the player with the directional buttons.

## Bowling



**One- or two-player game, hold one controller in your hand vertically.**

Controller Operation:

- Left/Right directional button = Move player
- Up directional button = Change ball direction
- Down directional button = Power
- Swing controller = Bowl
- The player with the highest score after ten shots wins the game!


### 100 meter



Press button A and button B alternately to accelerate your running speed.

The player must reach the finish line before the opponent.


### 110 hurdles



Press button A and button B alternately to accelerate your running speed. Press Directional button to hurdle.

The player must reach the finish line before the opponent.

### Archery



1. Help Menu: Press START key to confirm, Press SELECT key to go back.
2. Game character selection menu: Press LEFT/ RIGHT directional button to select the character Press START key to confirm, Press SELECT key to go back.
3. Game Operation: Press directional keys on main-controller to control the cursor, Press START key on Sub- controller to draw bow then release the START button to shoot the arrow.

### Badminton




**One- or two-player game, hold one controller in your hand vertically.**

Controller Operation:

- Flick controller forward = Serve/Hit
- Flick the controller forward to serve or hit the badminton bird. Two rounds of play, the first player to reach 21 points wins the round.

## Canoe Slalom



**One-player game, hold controller 1 in your left hand and controller 2 in your right hand. Hold both controllers vertically.**

Controller Operation:

- Swing controller = Row boat
- Swing the controllers alternately to row the boat, stay inside the markers and row as fast as you can to get a high score.

## Curling



**One- or two-player game, hold one controller in your hand vertically.**

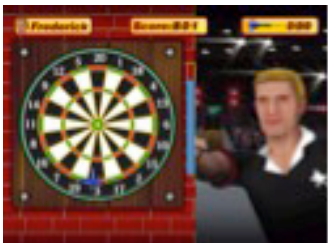
Controller Operation:

- Left/Right Directional Buttons = Move player Left/ Right
- Down Directional + Shake Controller = Throw the curling-stone

**After you have thrown the stone:**

- Shake controller = Brush the Ice
- Try to throw your stone perfectly to land in the center of the blue circle, knock other players' stones out too to get the best score.

## Darts



**For one or two players. Hold one controller in your hand vertically.**

Controller Operation:

- Directional buttons = Move your target point
- Flick controller forward = Shoot dart
- Start with 501 points, score a double on the last shot to win, the first player down to 0 points without going under wins the game!

## Discus



**Press button A and button B alternately to add the throw power in the game.**

Press LEFT or RIGHT key to throw the discus. The sector appears, move up the degree scale. Higher speed will give longer throwing distance.



## Fencing




**One- or two-player game, hold one controller in your hands vertically.**

Controller Operation:

- UP Button = Move forward
- DOWN Button = Move backward
- Double click UP button = Forward quick
- Double click DOWN button = Back quick
- UP button and swing = Stab
- DOWN button and swing = Block
- Left button and swing = Stab upward
- Right button and swing = Stab down
- Tournament style competition: hold any two buttons down and swing controller for a unique attack.

## Fishing



**One- or two-player game, hold one controller in your hand vertically.**


Controller Operation:

- Down button = Casting Power
- A button = Cast line
- Flick controller = Cast line

**Once a fish is on the line:**

- Down and swing controller = Reel in fish
- Hold the down directional button to cast a powerful shot, then flick the controller or press A to cast. Be careful not to lose the fish by swinging the controller too much! Catch enough fish to reach your goal before time runs out!

## Football



**Button instructions:**

Directional LEFT button = Head the ball leftward;  
Directional RIGHT button = Head the ball in middle.  
Directional UP button = Once the game starts, you would see a queue of football players, these players would kick footballs towards you one by one. When hearing "ready go", try to judge the direction of the ball and sway the controller to head the football correctly right when it comes towards you. If you manage to hit the ball, you will get a score of 100 points. If you missed the ball, points will be deducted.

## Happy concert



1. Game Operation and menu: Press START key to confirm, Press SELECT key to go back.
2. Game music selection menu: Press LEFT/RIGHT directional button to select the songs, Press START key to confirm, Press SELECT key to go back.
3. Game Operation: sway P1 controller to percussion drop note on the Left screen, sway P2 controller to percussion drop note on the Right screen. Press Select Button to Exit or pause the game.

## High-Jump



**Press button A and button B alternately to accelerate your running speed.**

Press Left or Right key to jump before the jumping line. The sector appear, using Left or Right key to set the jumping degree. Higher running speed will result in longer jumps. For each next level, the bar will be move up 2 centimeters.

## Horse Racing Speed




**One-player game, hold one controller in each hand vertically.**

Controller Operation:

- Left/Right directional keys = Move player
- Swing controller 2 = Accelerate
- Down button and swing controller = Whip
- Choose your character, horse and race setting.

Rankings will appear at the end of the game, watch out, whipping the horse will make you go faster but also make you lose energy!

## Javelin



**Press button A and button B alternately to add throwing power.**

Press LEFT or RIGHT key to throw the javelin. When the sector appears, move up the degree scale. Higher speed will give longer throwing distance.



## Jogging




**One- or two-player game, hold one controller in your hand vertically.**

Controller Operation:

- Swing controller up and down = Run faster
- Choose your player, race setting, and race length. When the gun shoots, swing the controller up and down to run faster. There is a calorie counter on the bottom of the screen to track how hard you are playing!

## Little Hunter



**Button instructions:**

Directional Left = move left

Directional Right = move right


Directional UP = add throwing power

Directional DOWN = reduce throwing power

Sway the controller to throw the spear.

Game start: use directional Left & Right to control.

Movement: use directional UP & DOWN to control throw direction.



Sway the controller to throw the spear. When you hit your first quarry, you will get 10 scores, the second one counts for 20, the third one 30, etc. The maximum is 50 scores.

## Little Ninja



1. Press Directional UP & DOWN buttons to select game difficulty. Button START = Confirm
2. Background selection: press START button to continue
3. Game operation: swing the controller to attack. Any Directional button + swing controller: Small strike. Press and hold DOWN button: Defense. Swing controller + Press all directional buttons: special strike.

## Long Jump




Press button A and button B alternately to accelerate your running speed.

Press Left or Right key to jump before the jumping line. The sector appears, use Left or Right key to set the jumping degree. Higher running speed will result in longer jumps.

If you have jumped after the jumping line, the game is over.

## Magic Fairy



**One player game, hold controller vertically.**

Controller Operation:

- Directional buttons = Move Fairy
- Avoid the monsters and obstacles to gain points. Grow your health by catching hearts.

## Mountain Biking




**Button instructions:**

1. START button = Confirm SELECT button = EXIT Game
2. Directional LEFT & RIGHT button = Choose the game scene; START button = Confirm SELECT button = BACK to previous menu.

Game operation: press Left button to move left, press Right button to move right, press button A = Accelerate, press button B = Brake. Select button = Back

## Ping Pong



Sway the controller = hit

Button UP + sway the controller = flick upward


Button DOWN + sway the controller = smash

Button LEFT + sway the controller = hit leftward

Button RIGHT + sway the controller = hit rightward

Also mind your hitting your hit height to avoid net-fault.

## Rock Climbing



Key instructions:

Player : button “up”=hand, “down”=foot


Direction : button “left/right/up/down” to choose next rock to climb.

Use both controller 1 and 2 for this game. Controller 1 is left hand and foot. Controller 2 is right hand and foot.

You will see green circle to select next rock to climb. To choose the rock, please use direction buttons and press “start” and then press “up” or “down” button of controller 1 for left hand/foot or of controller 2 for right hand/foot.

If you choose right rock, you will be able to climb. If not, the player will fall. You have 3 life chances.

## Rope Skipping




**One- or two-player game. Hold the controller vertically in your hand.**

Controller Operation:

- Jump/Flick controller UP = Jump
- Jump over the skipping rope as it comes around, try to reach the target number of jumps without tripping!

## Step Aerobics



**One-player game, hold controllers vertically. Controller 1 controls the left foot, controller 2 controls the right foot.**

Controller Operation:

- Up button = Step
- Down button = Step
- Press the up and down buttons on the corresponding controller when the instruction passes through the foot icon. The better your timing is, the better score you will get!

## Swimming




**One-player game, both controllers are required to play this game. Hold controller 1 in your right hand and controller 2 in your left hand, both vertically.**

**Controller Operation:**

- Swing controllers = Accelerate
- Directional buttons = Breathe
- Tournament style play: choose the type of swimming (freestyle, butterfly or breaststroke). Swing the controllers alternately for freestyle, or at the same time for breaststroke. You can also choose the length of the race (100m, 200m or 400m).

## Sword of warrior




**One-player game. Hold one controller vertically.**

**Controller Operation:**

- Directional keys = Move player
- A button = Attack
- Swing controller = Attack
- B button = Change attack mode
- Directional and A + B buttons = Special attack
- Fight your way through the opponents in the levels!

## Trampoline



**One-player game. Hold one controller vertically.**

**Controller Operation:**

- Flick controller = Jump higher
- Directional buttons = Trick
- Swing controller in circle = Trick
- Flick the controller repeatedly as the player hits the trampoline to jump higher, follow the trick sequences by pressing the directional buttons and swinging the controller in a circle. If you can do the sequence correctly you will get a higher score!

## Triple Jump



**Press button A and button B alternately to accelerate your running speed.**

Press Left or Right key to jump before the jumping line. Use Left or Right key to set the jumping degree. Higher running speed will result in longer jumps. Jump the second and third jump immediately after. The game is over if you failed to jump before the jumping line or if you failed to jump the second or third jump.

## Variety show




1. Game selection menu:

Arrow keys: Press left and right keys to select the different characters; START key = Confirm; SELECT key = Back.


2. Game operation: When the balls are close to your hand, swing the controller to catch them. Swing controller 1 to catch the balls on the left side, swinging controller 2 to catch the balls on the right side.

## Walking Racing



Press button A and button B alternately to accelerate your running speed. The player must reach the finish line before the opponent.

## Puzzle Bubble



**One- or two-player game, hold one controller vertically. Play together or against each other.**

Controller Operation:

- Start Button = Shoot Ball
- Left directional Button = Move left
- Right directional Button = Move right
- Aim and shoot the balls to line up balls of the same color, line up three balls or more of the same color to explode them. Get rid of all the balls to win the round. When playing against each other, get rid of everything on your screen first to win.

## Square



**One- or two-player game, hold one controller vertically.**

Controller Operation:

- UP directional Button = Change shape
- Down directional Button = Drop faster
- Left directional Button = Move left
- Right directional Button = Move right

Play against the computer or a friend. Try to delete lines by completely filling them up, the first player to hit the top of the playing area loses the game.

## Ball Blaster



**One-player game, hold one controller vertically.**

Controller Operation:

- Start Button = Shoot Ball
- Left/Up directional Button = Aim left
- Right/Down directional Button = Aim right
- Aim and shoot the balls to line up balls of the same color, line up three balls or more of the same color to explode them. Get rid of all the balls before they reach the star to win the round!

## Solitaire



**One-player game, hold one controller vertically.**

Controller Operation:

- Start Button = Shoot Ball
- Start Button = Select/Move Card
- Directional Buttons = Move cursor
- Standard solitaire rules, draw one card at a time. Match up each suit from Ace to King to win the game!



### 9 Ball



1. Directional keys to control the direction,  
START button to confirm  
SELECT button to cancel  
A button to hit the ball  
B button to adjust the strength of hitting the ball
2. Rules similar to a pool game except you need to watch the time limit.

### Baccarat



#### Controller Operation:

- Directional keys to control the selection cursor.  
START button to confirm/deal  
SELECT button to exit  
A button to bet  
B button to recycle chips.

### Backgammon



#### Controller Operation:

- Directional keys to control the selection cursor  
Start button to confirm  
Select button to exit the menu  
A key to select the piece and the target piece / roll dice

### Black Jack



#### Controller Operation:

- Directional keys to control the selection cursor  
Directional keys to control the selection cursor  
A key to confirm  
Select button to exit the menu/bet  
Left and right keys to select chips.

## Blazing fighter



### Hold the controller horizontally.

Choose your character to start.

Use directional keys to move.

Press "A" button: light punch

Press "A" + left directional button: strong punch

Press "B" button: Strong kick

Press "start" button: light kick

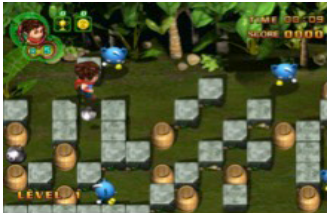
Press "B" button + left directional button: Unique skill of chosen character.

Press left directional button + "Start": continuous hits

Press left + right directional button + "A": Power burst.

Attack the opponent until K.O.

## Bomb superman



### Hold the controller horizontally.

Use directional keys to move.

Press "A" button: Set the bomb

Press "B" button: set the time bomb

Press "B" button again: blow up time bomb

Items to get

- Trophy: 500 points

- Gold "S": 100 points


- Violet protection: unbeatable for 30 sec

- Gold star: walk faster

- Thunderbolt: increase bomb power

Find the key within the given time to win the game.

## Bricks Climber



### Controller Operation

button Start = confirm

button Select = Return menu

direction keys to control direction.

Press A button to sway the hammer to attack monsters

Press B button to jump and use hammer to hit monster or brick.

## Bubble Boy



### Controller Operation

button Start=confirm

button Select=Return menu

Press left and right button to control launcher's direction

A Button: shoot marbles

Adjust the angle and launch marbles to eliminate the marbles with the same color.

## Cake Shop




### Controller Operation: Directional keys to control the selection cursor.

Press the A button to confirm.

Press Select button to exit menu.

## Candy Bear



1. Directional key to control the direction

START button to confirm

SELECT button to cancel

A button to fire bullets


B button to Jump

UP button + B button = big Jump

Press Down button to squat.

2. Game operation: Control the small bear to stand aside or destroy the bugbears on the road. You need to reach the end of the road, remember to pick up coins on the way.

## Caribbean Stud Poker



### Game controls:

Arrow keys to control the selection cursor

A key to confirm

Select key to exit the menu

## Cate Match



### Controller Operation

button Start = confirm


button Select = Return menu

direction keys to control direction.

Press A button to sway the hammer to attack monsters

Press B button to jump and use hammer to hit monster or brick.

## Cheese maze



### Controller Operation

button Start = confirm

button Select = Return menu

direction key = control direction.

Goal: Control your character to escape from labyrinth.

## Circus



Hold the controller horizontally.

Circus is consisted of 5 games: Wire Walking, Jump Ball, See Saw, Jump Rings and Swing.

The player should gain 5000 points minimum from the 1st game that he/she chosen to be able to open another game.

Read carefully the instruction of each game at the beginning of the game. Finish the request within given time and get enough points to complete 5 games!

## Crazy fish



One-player game, hold one controller in your hands horizontally.

Controller Operation:

- Directional Buttons = Move fish

- Move the fish around to gobble up smaller fish, collect power ups to grow faster. Beware of hungry fish that are larger than you!

## Crazy Lamb



Controller Operation:

button Start=confirm


button Select=Return menu

Game operation: press up and down buttons to control direction, press left and right buttons to switch weapons.

B Button: throw metal pot

A Button: throw stone

## Crazy step



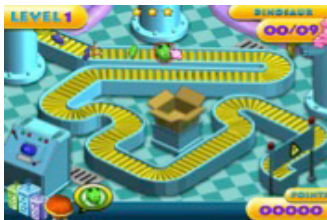
1. Direction buttons = control the character's movements

Button START = Confirm

Button Select = Cancel

2. Press Directional buttons to control the square.

## Dinosaur factory



1. Directional key to control the direction,


START button to confirm,

SELECT button to cancel,

Press A button to choose the parts of the doll or use the properties.

2. Game operation: Select the parts of the toy on the production line and assemble them together. You will go to the next level if your production has reached the required quantities. While playing, there might be children asking for a specific toy, if you give them the toy they want, you can get extra scores.

## Dr.Genius



Use directional keys to control the direction

START to restart same level.

A button to use the items.

B button to select the items.

Find a way to get to the exit by using available materials! Be careful, there is a monster to catch you!

## Extreme F1



1. Main page:  
UP/Down button: Select the game's difficulty  
START button: confirm  
SELECT button: Exit
2. Toll-gate menu:  
START button: confirm.
3. Game operation:  
Press left button on the controller: move to the left;  
Press right button on the controller: move to the right; UP/DOWN button : Switch gear  
A button: Feet pedal rotation pedal: Accelerating  
B button: Brake SELECT button: pop-up dialog box or exit/pause the game

## Firebolt Swordman



### Button Operations:

Press the directional button to move characters.

Select Button = start/pause.

A button = release simple bullet attack.

B button = release special strikes.

### Basic operation:

The player can attack with simple bullet by pressing "A" button. When the player eat energy box marked "P", the player become able to release 4 bullets at once. When the player eat energy box marked "B", the player can send explosive energy attack to destroy enemies. This attack skill kills all enemies within the screen with only 1 attack.

The game has 4 levels in total. Each level has 1 or several leaders of enemies. Destroy them to win.


## Five diamonds



1. Mode selection menu:  
Direction up and down: switch to select.  
START button: confirm  
The SELECT button: return
2. Help page:  
START button: return
3. Game operation: press the direction button to move the pointer, press "SELECT" button to bring out the dialogue box; START button: choose/confirm



## Flying Rabbit



### Controller Operation:

Button Start = confirm

Button Select = Return menu.

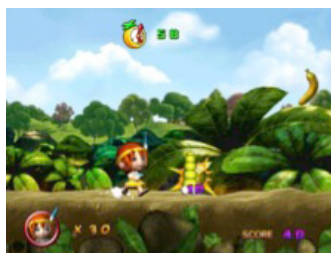
Direction key to control direction,

A Button: firing ordinary bullets,

B Button: use bombs

Hold A button for three seconds to fire bigger bombs.

## Forest Adventure



### 1. The Help menu:

START button: content

The SELECT key: return to previous page.

### 2. Games level selection menu:

START button: confirm;

The SELECT key: return

### 3. Game operation:

Press the directional button to control the character's movement. Press SELECT button: pop-up the dialogue box

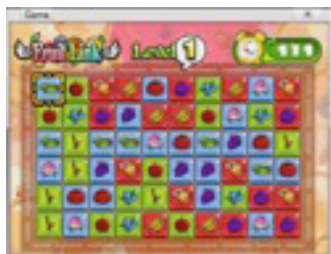
A button: attack

B button: jump

START button: jump down from the car

Press "up" + B button: jump higher

## Fruit Link



### Controller Operation

Hold one controller in your hands vertically.

SELECT Button = Pause

Menu bar:

Press up and down button = select

START Button = confirm

Game menu:

Direction key to control cursor,

START Button=confirm.

## Future Warrior



### Controller Operation

Start:confirm

Select: Return menu


Direction key: control direction

Button A = fire bullets

Button B = roll.

Goal: Destroy all enemies.

## Gold Digger



1. Operation instruction menu (for help) :  
START button: confirm
2. The level target  
START button: confirm
3. The game process:  
The direction key down arrow key: put hooks  
The direction key up arrow key: drop bombs
4. Store:  
Direction: control cursor movement  
A key: confirmed purchase  
START button: enter the next level

## Greedy Cat



- Hold the controller horizontally.
- Up & Down directional buttons: move up and down the stick.
- Left & right directional buttons: select one of the 3 items available at the right bottom corner.
- “←” button: add a fish column on the left side.
  - Empty stick button: remove 1 fish.
  - Thunderbolt button: remove the column of fish on the right side.
- Press button “A”: pick the fish with the stick. Hold “A” button to stretch the stick.

To pass to the next level, the player should reach the target score within given time. Gather same fishes (minimum 3) to clear and gain the points.

## Highway racing



- Operation:
- Button Start = Confirma
- Press button start to enter the game
- Directional Left and Right buttons= control the direction
- A, B key to accelerate.
- The game will be over once you have used out all of your gasoline. There are three rounds. You can increase your gasoline level on the way.

## Hitting Mice



One- or two-player game, hold one controller in your hands horizontally.

Controller Operation:

- Left/Right Directional Buttons = Move Player
- A/B/X/Y Button = Drop Rock
- Drop rocks on the mice before they fill up all the holes in the wall. Press any buttons to drop a rock, while collecting stars to speed up (or slow down!) your character.

## Ice hockey



1. Mode selection menu:

Direction Up and Down: switch to select different mode(single or double players).

START: confir

2. Game operation:


Direction keys: Control the character

START: Select the person to control

A button: Pass / Steal puck.

B button: shoot.

## Little fairy



Hold the controller horizontally.

Use the directional keys to move.

Press "A" button: attack

Press "B" button: Make a bridge

Kill monsters. They leave an item when they are dead. Pick it so they cannot appear again otherwise they will come back. Remove all monsters to win

## Little postman



Hold the controller horizontally.

Controller instructions:

Press "A" button: throw parcel

Press "B" button: Jump

Up and down keys to change direction


Left key to slow down

Right key to accelerate

Deliver requested number of parcel before times up!

Avoid accident and use well available items.

## Magic Rectangle



1. Directional key to control the position of the ball,  
A button to shoot the ball  
START button to confirm  
SELECT button to cancel
2. Game operation: use the ball controller to receive the ball, keep it from falling down.

## Maze Adventure



1. Game levels menu:  
START button: confirm and press 'SELECT' button to go back
2. Button instructions:  
Press "START" button to confirm and SELECT button to go back
3. Game operation:  
Use directional button to control the characters' movements  
Press the SELECT button to open up the dialogue box  
A button: standing still  
B button: step backward
4. Statistics menu:  
START button: continue

## Memory card



1. Mode selection menu:  
direction up and down: switch to select.  
START button: confirm  
SELECT button: return
2. Help menu:  
START button: flip page up or down  
Press "SELECT" button to return to previous page.
3. Game operation:  
Press the direction button to move the pointer  
Press "SELECT" button to open up the dialogue box  
A button: confirm

## Mini Checkers



1. Operating instructions:  
START button: confirm
2. Play instructions :  
START button: return
3. Game operation:  
Direction: control pointer movement  
SELECT key: popup dialog box  
START button: RESTART  
Button A: choose and confirm  
Button B: go back

## Mission 2068



- Button operations:
- Directional button= control tanks
- A button controls the machine gun to attacking
- B button to control the shells attacking


- Game operation:
- A button: control the machine guns to destroy the enemy.
- B button: launch cannonball attacks, bigger but also slower.
- Pay attention to the score on the bottom left of the screen. You will be rewarded with 1 life once you reach a score of 1,000.
- Sometimes, you can get a few auxiliary supplies (cover, bombs, etc). You also need to rescue hostage along the way.

## Motor Storm



- Operation:
- Button Start = Confirm
- Press button start to enter the game
- Directional Left and Right buttons= control the direction
- A key to accelerate.


## Mountain Biking



Button instructions:

1. START button = Confirm SELECT button = EXIT Game
2. Directional LEFT & RIGHT button = Choose the game scene  
START button = Confirm  
SELECT button =BACK to last menu.
3. In the game, press Left button to move left, press Right button to move right, press button A = Accelerate, press button B = Brake. Select button= Back

## Move Ball



One player game, hold one controller in your hands horizontally.

Controller Operation:

- Directional Buttons = Move player
- A Button = Undo last move
- Hold B Button = Reset Stage
- Solve the puzzle by pushing all of the balls into the yellow spaces

## Ninga Hero



1.Difficulty of the game menu:

Direction Up and Down: switch to select different difficulty.

START: confirm

2. Scene selection menu:

START: continue.

3. Game operation:

Sway controller: attack.

Press any directional key +Sway controller: Save power.

Press Down button: defense.

Press all the directional key + sway controller:

Unique strike.



## Overspeed racing



Operation:

Button Start = Confirm

Press button start to enter the game

Directional Left and Right buttons= control the direction

A, B key to accelerate

Button Start = Pause.

Game operation:

A key to accelerate to 400

B key to accelerate to 200.

The game will be over once you have used out all of your gasoline. There are three rounds.

## Perfect Thief



1. Difficulty selection menu:

Direction Up and Down: switch to select different difficulty.

START: confirm.

2. Scene selection menu:

START: continue

Directional key: select the toll-gate

3. Game operation:

Sway controller: jump

Directional keys: moving

Be careful: if you continuously sway the controller, it will delay your jump.

## Poker




Game controls:

Left and right arrow keys to control up and down

A key to identify and bet

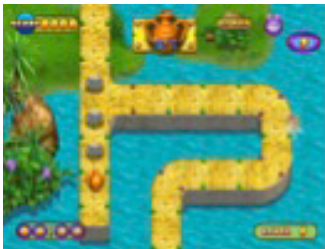
Select to exit the menu.

## Puppy Corps



Game controls:  
Control up and down direction  
A to attack  
B off  
A + B special strike


## Rabbit Slipe



1. Directional key to control the direction:  
START button to confirm  
SELECT button to cancel  
Press B button to back to start menu.


2. Game operation: control the rabbit to keep within the yellow slide otherwise it will fall into the water and game will be over. Eat the specified pot and reach the finish line in a certain time, then you will pass to the next level. The player has 5 life chances.

## Raindrop Adventure



Controller Operation:  
Button Start=confirm  
Button Select=Return  
Directional buttons=Move.  
Press A Button to dig left, press B button to dig right.  
How to play: Avoid monsters, collect needed dew drops and enter the next level.

## Robot



Controller Operation  
Button Start=confirm  
Button Select=Return menu.  
Direction key to control direction.  
Player uses direction button to eat tools in order to enter next level.

## Roulette Wheel



Controller Operation:

Directional key to control the cursor to choosing,  
Press the START button to confirm/turn roulette,  
SELECT button to exit  
Press A button to bet  
Press B button to recycle chips.

## Running



Controller Operation:

Button Start=confirm  
Button Select=Return menu.  
Press Up or down button to select game mode.  
Press Right button to control rabbits running,  
A button=jump  
B button=throwing bombs.  
Be careful not to be caught by the wolf!


## Sleep Walking



How to play:

Press Arrow keys to control the direction.  
Button Start=confirm.  
Button Select= Cancel.

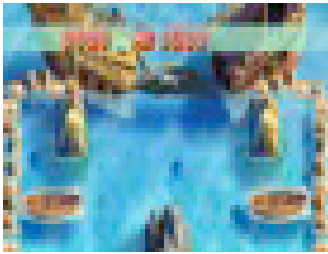
## Slot Machines



Game controls:

Arrow keys to select the bet way  
Start button to confirm  
Select button to exit the menu  
A key to start the game.

## Snake



1. Game controls:  
Start to confirm  
Select button to Exit  
Arrow keys to control the direction.


2. Goal: Control the snake to eat the small coins on the screen.

## Space fighter




Button Operations:  
Directional button controls aircraft movements  
A button = fire bullets  
B button = control to throwing bombs;  
Goal: players need to hold down with A button and release the bullet, destroy the enemy. Look for to the enemy "warehouse" and destroy it. The aircraft can throw a maximum of 3 bombs at once. There are six levels, each level has 1 or 2 bosses you need to fight.

## Space war



1. Help page:  
START button: confirm  
2. Selection menu: Choose aircraft type  
START button: confirm  
SELECT key: return.  
3. Game operation:  
Direction key button around: control aircraft motion  
A key: fire bullets  
B key: fire missiles  
SELECT button: to exit/pause game or open up dialog box

## Special Mission



Controller Operation  
Start = confirm,  
Select = Return menu  
Direction key to control direction.  
A Button = launch bullets.  
B Button = jump.

Goal: kill all monsters.  
Press left button + right button + A button + B button together on the help page to gain 30 lives.

## Strom Fighter



### 1. Game controls:

Start: confirm


Select: exit.

Arrow keys: control direction.

A key: fire bullets, short-press or long-press to fire 2 types of bullets.

B key: launch bombs.

## Submarine Battle



### **One-player game, hold one controller in your hands horizontally.**

Controller Operation:

- Left/Right Directional Buttons = Move Ship

- A Button = Shoot Shell

- B Button = Shoot Bomb

- Aim and shoot the submarines before they

sink your ship! Drop shells on them or drop a

bomb to blow up all submarines on the screen.

Shoot powerups with shells to freeze the enemy temporarily or collect more lives.

## Sword of warrior



### **One-player game. Hold one controller in your hands vertically**

Controller Operation:

- Directional keys = Move player

- A button = Attack

- Swing controller = Attack

- B button = Change attack mode

- Directional and A + B button = Special strike

- Fight your way and the opponents through all different levels!

## Sword Soul



### 1. Selection menu:

Press the directional button to select up and down

START button: confirm

SELECT button: go back

### 2. Help menu:

START button: flip page up or down

Press SELECT button to return to previous page.

### 3. Press the directional button to select the character.

START button: confirm

SELECT key: return

### 4. Game operation:

Press right button: move forward / double-click it to sprinting;

Press left button: go back / double-click to retreat quickly

Automatic block (when is being attack)

Press "up" and "right" button + A button: skip forward sidelongly and fight

Press A: small attacks


Press "down" and "right" buttons + A key: heavy attacks

Press left key + A key: qigong

Press all of the four directional buttons at the same time + A key: special strike

Press SELECT button to exit/pause the game.

## Table Hockey



### 1. Game homepage surface:

START: confirm

If you do not press any buttons: automatic show will be launched

### 2. Key guide page:

START: confirm

### 3. Game selection page:

START: confirm

### 4. Game operation:


Direction keys: Control of the pad movement

Press the arrow keys to hit/push the ball

Direction keys + A button: vigorously push the ball.



## Tales of treasures



### Controller Operation

Button Start = confirm/change weapons during the game

Button Select = Return to menu

Directional buttons = Move character.

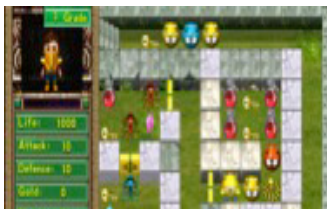
A Button = Jump/enter help menu

B Button=attack

DOWN Button + B Button = Pick items

UP Button + B Button = Use items you previously picked up.

## Tarrow Maze



### 1. Operating instructions:

START button: confirm

### 2. Game operation:

Press directional button to move the character

Press SELECT button: open popup dialog box


When facing the monster, click the directional button to attack.

Hold the directional button to run

### 3. Transaction process:

Press the directional button to select and press START button to confirm.

## The 100 Level



### 1. Level Difficulty Selection Menu:

Direction Up and Down: switch to select different difficulty.

START: confirm


### 2. Game operation:

Direction keys: Control move the character

A button: Jump/Stand on mushroom

Hold down the A button to jump

## The Mouse and the Cat



### 1. Button instructions:

START button = Confirm

SELECT button = EXIT Game

Directional LEFT & RIGHT & UP & DOWN buttons = Control the direction

2 Game operation: control the mice away from the cat or eat all the cheese.

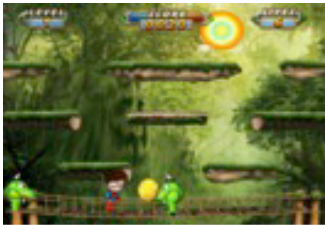
## Treasure peeker



1. Button START = Confirm  
Button SELECT = Cancel or BACK  
Directional button to control the direction  
Button A = Jump
2. Goal: escape or kill the monster and find out the valuable items.



## Wave Man



1. Directional key to control the direction  
START button to confirm  
SELECT button to cancel  
A button to emit the light wave  
B button to jump.

## Western Hero



### Game controls:

- Press button left and button right to move  
Press button up and button down to control the shooting angle  
Button A = shoot  
Button B = jump  
Button Start = confirm  
Button Select = cancel.

You can combine different keys to form different attacks Examples: press left or right + Up + button A.

## Wolf is coming



### Controller Operation:

Button Start = confirm

Button Select = Return

Direction key to control direction.

Goal: try to catch all pigs during the game.

## Zippy Race



### Controller Operation:

Button to left/right the car

A button = accelerate

B button = brake (decelerate)

### Basic operation:

Hold A button to accelerate and use directional key to control your motorcycle. When a turn approaches, use B button to control the speed of your motorcycle.

There are 3 kinds of obstacles: gasoline vehicles, petrol cans, discarded tires. Try to avoid the three types of obstacles. There are four different styles of scenes, each time you pass a level, the next scene will be opened and you will be able to select it for your next race.

## 110 hurdles



Press button A and button B alternately to accelerate your running speed. Press Directional button to hurdle. The player must arrive at the finish line before the opponent.

## **2D Escape**

- One player
- Hold the controller horizontally
- With the directional buttons, choose a position next to you (a square) -up, down, left, right, and in diagonals- (an arrow appears) and press A/X to confirm. Go to the cyclones (situated at every corner) they will teleport you! When a missile hit a bomb-trap, the bomb-trap bursts and destroys the missile at the same time. If a missile hits you, it bursts and makes you lose a life.
- Escape the missiles and destroy them before they destroy your ship!

## **Access block**

- One player
- Hold the controller horizontally
- Select a block by pressing A/X. With the directional buttons, choose a position to move the selected block -up, down, left, right-.
- Make column or row of 3 blocks minimum, the more blocks there are the more you score.
- In the first level, reach 200 points before you run out of time (the bar on the left acts like an hourglass) to go to level 2. You'll need to score more to go to level 3 and so on.

## **Add em up**

- One player
- Hold the controller horizontally
- 3 modes: classic mode, panic mode, puzzle mode
- Choose a position to place the tile with the directional buttons and confirm by pressing A/X. Press BACK to switch from the board, the power moves, and the menu.
- Place your next tile on the board so that all surrounding tiles add up to that value. If they add up, the tiles will be removed. If they don't add up, the newly placed tile is simply added to the board. When the sum is greater than 9, only the last digit counts. When you are stuck, you can use your power moves:

1. Bomber: to eliminate all surrounding tiles
  2. Switcher: to change all remaining tiles on the board.
  3. Oopsie: to take you back a step.
  4. Eliminator: to select a number and eliminate all instances of that tile.
  5. New queue: to get a fresh queue with new random tiles to place.
- Clear all of the tiles from the board!

### **aether fighter**

- One player
- Hold the controller horizontally
- Press X/A to shoot; close the barriers with B/Y (only 3 times per game) to protect yourself from being hit.

### **Airial hero**

- One player
- Hold the controller horizontally
- Use the directional buttons to target; press X/A to shoot.
- Shoot all the ships!

### **Alienis**

- One or two players (press BACK to select 2 players)
- The 2 players play together at the same time
- Hold the controller horizontally
- Use the directional buttons to move your ship; press any button to shoot.
- Shoot 20 enemy ships to go to the next level!

### **Archer**

- One player
- Hold the controller horizontally
- Use LEFT/RIGHT to move your character; shoot an arrow with X/A. Press START to pause the game.
- Shoot all the birds before they block you (they'll put blocks little by little to block the way and restrain your moves).

### **Archery**

- One or two players
- The 2 players play by turn
- Hold the controller horizontally
- Press X/A to shoot the arrow. Press START to pause.
- Press X/A to randomly select the wind strength and direction. The target is moving, try to make the highest score.

### **Assart**

- One player
- Hold the controller horizontally
- Use the directional buttons to move your character (you cannot go back to the squares where you have already walked); dig the piles of soil (press A to confirm, press Y to cancel).
- Walk everywhere and dig all the piles of soil!

## **Attacking**

- One player
- Hold the controller horizontally
- Use the directional buttons to move your plane. Press X/A to shoot red missiles, press B/Y to shoot white missiles. Press SELECT to display the map and see the positions of the helicopters –press again to go back to the game-. Press START to pause.
- Shoot all the helicopters but beware, you have a limited number of missiles.

## **Back**

- One player
- Hold the controller horizontally
- Press A and X (or B and Y) to swim. Press START to start/pause.
- Finish the 100 meter backstroke before the opponent swimmer.

## **Battlefield**

- One player
- Hold the controller horizontally
- Use the directional buttons to move your character and go look for the orange star to get munitions. Once you have munitions, press a directional button (to target) and press A (at the same time) to shoot. When you do not have munitions anymore, the star will appear on the board again –at a different place-. Press START to pause.
- Shoot the opponent (=the other character that is shooting missiles) several times. When you defeat an opponent, a stronger one comes –his shoot are faster-.

## **Black Jack**

- One player
- Hold the controller horizontally
- Use the directional buttons to select and press A to confirm.
- Choose the amount of money you want to bet (you have \$5000 in total at the beginning) with A/X to add or B/Y to remove. When you're ready, select DEAL. After the cards have been dealt, you can either decide to HIT, DOUBLE or STAND, depending on your deck.
- The aim of the game is to accumulate a higher point total than the dealer, but without going over 21. You compute your score by adding the values of your individual cards. If the dealer goes over 21, you win; if he is closer to 21 than you, you lose.



### **Blob man**

- One player
- Hold the controller horizontally
- Use the directional buttons to move the blob man (=the jar). Press START to pause.
- Collect the drops that have the same colour than the liquid that is in the jar. If you collect a different colour, you will lose liquid; if you collect a black drop, you'll lose one life.
- Fill the jar with the right liquid!

### **Bomb time**

- One player
- Hold the controller horizontally
- Use the directional buttons to move your character. Press B/Y to place a bomb. Don't fall in the trap where you placed a bomb, flee before it explodes!
- Blow up all your enemies before the time's up!

### **Boxes world**

- One player
- Hold the controller horizontally
- Press START to start the game or select STAGE and press BACK repeatedly to choose the stage you want.
- Use the directional buttons to move the bear and push the boxes. Press B/Y to display the menu bar –EXIT/AGAIN/CANCEL– and press A/X to confirm. You can push one box at a time. You can push only, you can't pull the box once it is stuck against the wall for example.
- Place the boxes on the green platforms!

### **Brave boy**

- One player
  - Hold the controller horizontally
  - Use the directional buttons to move your character.
- Collect all the balls to unlock the sword and go get it!

### **Burrow**

- One player
- Hold the controller horizontally
- Use the directional buttons to move Santa Claus.
- Move through the dark maze and reach the red light!

## **Convection**

- One player
- Hold the controller horizontally
- Use the directional buttons to move your character. Press START to pause. Avoid the enemies and go through the doors to go to the other rooms.
- Get all the coins!

## **Cute fish**

- One player
- Hold the controller horizontally
- Use the directional buttons to select a kind of bait and press A/Y to confirm. Press again to start fishing. Once you caught a fish, press UP to pull it out of water.
- Catch all kinds of fishes!

## **Darkcastle**

- One player
- Hold the controller horizontally
- Use the directional buttons to move the ninja.
- Avoid the dragon and get the points to score!

## **Defensive**

- One player or two players (press BACK to select 2 players)
- Hold the controller horizontally
- Use LEFT/RIGHT buttons to move your vessel. Press X/A to shoot missiles.
- Shoot all your enemies!

## **Dice**

- One player
- Hold the controller horizontally
- Press START to start the game or first choose the stage you want with UP/DOWN buttons.
- Use the directional buttons to move the die.
- Superimpose the dice together! Beware not to fall down in the holes on the board!

## **Discus**

- One player
- Hold the controller horizontally
- Press repeatedly any button to increase power. Press RIGHT then UP to throw the discus. Press START to pause.
- Try to throw the discus as far as possible!

## **Dragon den**

- One player
- Hold the controller horizontally
- Use LEFT/RIGHT to move your character; press A/X to shoot arrows; press B/Y to jump; press START to pause.
- Shoot several times to deactivate the dragons' heads (it turns black when deactivated) while avoiding the crystal balls, the fire drops and the creatures (you can shoot the creatures too).

## **Dune war**

- One player
- Hold the controller horizontally
- Press B to walk; press A to shoot. Press START to pause.
- Destroy all opponents!

## **Eating**

- One player
- Hold the controller horizontally
- Use the directional buttons to move your character. Press START to pause. Sometimes you can enter in a special mode (speed increased) that will last for 30 seconds.
- Eat the small creatures to score, while avoiding the obstacles!

## **Edacity snakes**

- One or two players (UP/DOWN to select)
- The 2 players play by turn
- Hold the controller horizontally
- Use the directional buttons to move the snake. Press START to pause.
- Eat the berries and do not hit your own body or any kind of obstacles.

## **Enchanter**

- One player
- Hold the controller horizontally
- Use LEFT/RIGHT to move your character; press A/X to throw fireballs; press B/Y to jump; press START to pause.
- Kill the bats while avoiding getting hit by the drops and the monsters.

### **Final fighter**

- One player
- Hold the controller horizontally
- Use LEFT/RIGHT to move; press any button to shoot missiles. Press START to pause.
- Shoot all the tanks before the time's up!

### **Final man**

- One or two players (UP/DOWN to select)
- The 2 players play by turn
- Hold the controller horizontally
- Use the directional buttons to target and press X/A to shoot missiles. Press START to pause.
- Shoot all the tanks!

### **Fish war**

- One player
- Hold the controller horizontally
- Use the directional buttons to target and press X/A to shoot missiles. Press START to pause.
- Shoot all your enemies!

### **Five days**

- One player
- Hold the controller horizontally
- Use the directional buttons to target and press X/A to shoot missiles. Press START to pause.
- Shoot all your enemies!

### **Free**

- One player
- Hold the controller horizontally
- Press A and X (or B and Y) to swim. Press START to start/pause.
- Finish the 100 meter backstroke before the opponent swimmer!

### **Gem**

- One player
- Hold the controller horizontally
- Use the directional buttons to move the fish. Press START to pause.
- Catch all the gems and the dead fish, but don't get eaten by the green fish or the orca!

## **Ghost palace**

- One player
- Hold the controller horizontally
- Use LEFT/RIGHT to move your character; press A/X to shoot; press B/Y to jump; press START to pause.
- Shoot the red and blue fireballs while avoiding getting hit by the fire or bitten by spiders.

## **Ghost ship**

- One player
- Hold the controller horizontally
- Use the directional buttons to place your ship; press B/Y to change the orientation –horizontal or vertical- and press A/X to confirm. Once you have positioned the four ships, the battle begins.
- When it's your turn to attack, use the directional buttons to pick a target square and press A/X to shoot. Press SELECT to access the 4 special attacks:
- Double: uses 2 credits
- Trinary 1: uses 3 credits
- Trinary 2: uses 3 credits
- Fourfold: uses 4 credits
- You have 20 credits in total.
- The goal is to sink the opponent's entire fleet!

## **Hammal**

- One player
- Hold the controller horizontally
- Press START to start the game or select STAGE and press BACK repeatedly to choose the stage you want.
- Use the directional buttons to move your character and push the vases. Press B/Y to display the menu bar –EXIT/AGAIN/CANCEL- and press A/X to confirm. You can push one vase at a time. You can push only; you can't pull the vase once it is stuck against the wall for example.
- Place the vases on the black shadows!

## **Hell**

- One player
- Hold the controller horizontally
- Use LEFT/RIGHT to move your character; press and hold UP/DOWN to target and press any button to shoot. Press START to pause.
- Kill the creatures to score!

### **Hitting mices**

- One or two players
- The 2 players play by turn
- Hold the controller horizontally
- Use LEFT/RIGHT to move the monkey; press A/X to throw the trunk; press START to pause.
- Hit the mice before they reach the holes! If the mice reach 5 holes, you lose. Don't get hit by the snowflake, it will slow you down.
- Try to get the highest score by hitting the mice and getting more points by collecting the boxes!

### **Hitting**

- One or two players (press BACK to select two players)
- The 2 players play together at the same time
- Hold the controller horizontally
- Press A/X to punch on the left; press B/Y to punch on the right.
- In two-player mode, press only A/X to punch.
- Push at the right time to pop the balloon!

### **Horrible area**

- One player
- Hold the controller horizontally
- Use the directional buttons to move your character; you draw a line on the ground. Make a square/rectangular shape with the line and press A/X to form a hole.
- Get all the creatures trapped in holes while avoiding getting hit by the orange sea lion!

### **Hua rong dao**

- One player
- Hold the controller horizontally
- 2 modes: normal or custom (in custom mode, draw your own puzzle).
- Press and hold A then use the directional buttons to move the piece.
- Take the square piece –which is also the biggest piece- out of the frame in as few steps as possible!



## **Hurry**

- One player
- Hold the controller horizontally
- Use the directional buttons to move your character. Press any button to open the stage menu; press A/X to select a higher stage or press B/Y to select a lower stage then press START to confirm.
- Reach the little man without getting eaten by a carnivorous plant!

## **Ice hockey**

- One player
- Hold the controller horizontally
- Use the directional buttons to move the skater. Press A/X to shoot the puck. You are the Home team (red) and control whoever has the puck in your team.
- Win the game by scoring goals against the opposing team (blue)!

## **Labyrinth**

- One player
- Hold the controller horizontally
- Use the directional buttons to move the mouse.
- Move through the dark maze and reach the lit door!

## **Lawn purge**

- One or two players (UP/DOWN to select)
- The 2 players play by turn
- hold the controller horizontally
- Use the directional buttons to move your character; long press to move faster.
- Mow the lawn properly before the time's up and avoid mowing the plants/flowers/rocks!

## **Lucky time**

- One player
- Hold the controller horizontally
- Use LEFT/RIGHT to move the pig. Press START to pause.
- Catch the food/money and avoid catching suspicious things (lightning/bones...)!

## **M day**

- One player
- Hold the controller horizontally
- Use LEFT/RIGHT to move and press A/X to shoot. Press START to pause.
- Shoot all the enemies!

### **Magic doors**

- One player
- Hold the controller horizontally
- Use LEFT/RIGHT to move your character. Press A/X to throw axes. Press START to pause.
- Move through the doors and collect the scattered food.

### **Memory test**

- One player
- Hold the controller horizontally
- Use the directional buttons to control the mouse. Press any button to flip a card over. Click on the green icon (left corner) to reset the game.
- Try to memorize the location of the different cards to match them and form the pairs before the time's up.

### **Monster war**

- One player
- Hold the controller horizontally
- Use the directional buttons to move your vessel; press any button to shoot.
- Shoot 20 enemy vessels to go to next level!

### **Overspeed racing**

- One or two players
- The 2 players play by turn
- Hold the controller horizontally
- Use LEFT/RIGHT to control your car; press and hold A/B to drive.
- Finish the race while keeping an eye on your fuel! Catch fuel on the road to fill up!

### **Panda**

- One player
- Hold the controller horizontally
- Use the directional buttons to move the panda. Press START to pause.
- Eat all the pine cones before the time's up, unlock the door to go to the next stage!

### **Penguin**

- One player
- Hold the controller horizontally
- Press A/X to jump. Press START to pause.
- Jump on the platforms but don't fall!

## **Pinball**

- One player
- Hold the controller horizontally
- After the START screen, press A to start the game. Press and hold DOWN then release to propel the ball. Press A/X to control the left flipper; press B/Y to control the right flipper.
- Score as many points as possible!

## **Play cards**

- One player
- Hold the controller horizontally
- Use the directional buttons to control the mouse. Press and hold A to drag a card. Double press A to automatically place the card when it is possible. To get a new deal, click on the icon on the upper left corner of the screen and select DEAL with A.
- The four foundations (rectangles in the upper right of the screen) are built up by suit from Ace (low in this game) to King, and the tableau piles can be built down by alternate colours, and partial or complete piles can be moved if they are built down by alternate colours also. Any empty piles can be filled with a King or a pile of cards with a King. The aim of the game is to build up a stack of cards starting with two and ending with King, all of the same suit. Once this is accomplished, the goal is to move this to a foundation, where the player has previously placed the Ace of that suit.
- The goal is to finish all suits as fast as possible.

## **Plumber**

- One or two players
- The 2 players play together
- Hold the controller horizontally
- Use the directional buttons to move your character. Press A/X to jump; press START to pause.
- Flip the insects first and jump on them to make them fall into the water! Get the coins and avoid the obstacles.

## **Plush dog**

- One player
- Hold the controller horizontally
- Use the directional buttons to move the hammer; press A/X to hit.
- Hit as many dogs as possible before the time's up!

## **Pulver**

- One player
- Hold the controller horizontally
- Use the directional buttons to move the insect; press any button to shoot.
- Kill 20 insects to go to the next level!

## **Puzzle**

- One player
- Hold the controller horizontally
- Use the directional buttons to move the mouse; press A/X to push the pieces. Click on START on the screen to shuffle the pieces. Click on the cross in the right corner to put all the pieces in the correct order.
- Solve the puzzle and put back the pieces in the correct order!

## **Radish field**

- One player
- Hold the controller horizontally
- Use the directional buttons to move your character (you cannot go back to the square where you have already walked); dig the trunks (press A to confirm, press Y to cancel).
- Walk everywhere and dig all the trunks!

## **Road hero**

- One or two players (press BACK to select 2 players)
- The 2 players play at the same time
- Hold the controller horizontally
- Use LEFT/RIGHT to control your car; press and hold A to drive.
- Finish the race in the 1st position, get the stars to score points and get the wheel to speed up!

## **Robot**

- One player
- Hold the controller horizontally
- Use LEFT/RIGHT to move your vessel. Press X/A to shoot missiles.
- Shoot all your enemies!

## **Rocketman**

- One player
- Hold the controller horizontally
- Use LEFT/RIGHT to move your character. Press A/X to shoot; press B/Y and UP/DOWN at the same time to go up/down. Press START to pause.
- Shoot the monsters.

## **Russia**

- One or two players
- 2 players split-screen
- hold the controller horizontally
- Use LEFT/RIGHT to move the falling piece; press B/Y to rotate the piece. Press and hold DOWN to drop the piece faster. Press START to pause.
- Clear as many lines as possible by completing horizontal rows of blocks without empty space, but if the pieces surpass the upper line the game is over!

## **Sea man**

- One player
- Hold the controller horizontally
- Use the directional buttons to move; press and hold A/B to stop moving.
- Pick up the diamonds and get the bubble to fill up in oxygen.

## **Shoot**

- One player
- Hold the controller horizontally
- Use LEFT/RIGHT to target and press A/B to shoot.
- Shoot the birds when they are in your target (red square)!

## **Shooting balloons**

- One or two players
- The 2 players play by turn
- Hold the controller horizontally
- Use LEFT/RIGHT to move your character. Press A/X to shoot. Press START to pause.
- Shoot the balloons!

## **Shotput**

- One player
- Hold the controller horizontally
- Press and hold X/Y to increase power. Press RIGHT then UP to throw the discus. Press START to pause.
- Try to throw the shot as far as possible!

## **Silent hunter**

- One player
- Hold the controller horizontally
- Press SELECT to switch ships. Then use the directional buttons to move.

## **Sniper**

- One player
- Hold the controller horizontally
- Use LEFT/RIGHT to move your character; press X/A to shoot. Press START to pause the game.
- Shoot all the flying saucers before they block you (they'll put blocks little by little to block the way and restrain your moves).

## **Star**

- One player
- Hold the controller horizontally
- Use the directional buttons to move.
- You control the red star. The aim is to not touch the other stars!

## **Starattack**

- One player
- Hold the controller horizontally
- Use the directional buttons to orientate your ship. Press A/X to shoot; press and hold B/Y to move. Press START to move.
- Shoot the enemy ships.

## **Strong**

- One player
- Hold the controller horizontally
- Use the directional buttons to move your character and push the vases. Press A/X to open the Stage menu and go up in stages; Press B/Y to go down in stages. Once you've chosen press start to play.
- Reach the pink light!

## **Stubgame**

- One player
- Hold the controller horizontally
- Use the directional buttons to move the magnet; press any button to attract the screw(s); press again to release.
- Click on the "H" icon on the lower left corner of the screen to play a demonstration of the game.
- Click on 3 / 4 / 5 depending on how hard you want the game to be and play!
- Click on the "B" icon or click on the door icon on the lower right corner to exit/restart the game.



## **Super racing**

- One player
- Hold the controller horizontally
- Use UP/DOWN to select your car and press A/X to confirm. Use LEFT/RIGHT to control your car; press and hold A to drive. Press START to pause.
- Finish the race while keeping an eye on your fuel! Catch fuel on the road to fill up!

## **Sur IC**

- One player
- Hold the controller horizontally
- Select a mode: skiers, speed, or course and press A, then START.
- Use LEFT/RIGHT to move and press and hold A to go faster.
- Slalom and finish the race!

## **Table tennis**

- One or two players
- The 2 players play by turn
- Hold the controller horizontally
- Use the directional buttons to move the racket. Press START to pause.
- Score against your opponent.

## **Tactful**

- One player
- Hold the controller horizontally
- Use the directional buttons to move the mouse; press A/X to move a piece.
- Move the pieces of the puzzle so that the dog and his owner can meet!

## **Tank**

- One or two players
- The 2 players play together at the same time
- Hold the controller horizontally
- Use the directional buttons to move the tank. Press A/X to shoot. Press START to pause.
- Shoot all the tanks!

## **Tower**

- One player
- Hold the controller horizontally
- Use the directional buttons to move the ninja.
- Move through the dark maze and find the exit!

### **Twin copters**

- One player
- Hold the controller horizontally
- Use the directional buttons to move the mouse and press A/X to select a square.
- Memorize the faces and match the faces to form the pairs!

### **Undersea**

- One player
- Hold the controller horizontally
- Use the directional buttons to move the character. Press B/Y to place a bomb. Don't fall in the trap where you placed a bomb, flee before it explodes!
- Blow up all your enemies before the time's up!

### **Vectron**

- One player
- Hold the controller horizontally
- Press the directional buttons and B/Y to target.
- Press the directional buttons and A/X to shoot and create a green zone or to shoot the fairies.

### **Volleyball**

- One player
- Hold the controller horizontally
- Use the directional buttons to move; press A/X to throw/hit the ball.
- Score against the opposing team!

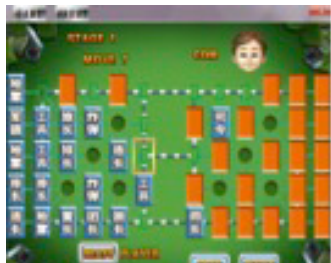
### **Warrior**

- One player
- Hold the controller horizontally
- Use the directional buttons to move your character and go look for the gun to be able to shoot. Once you got the gun, use the directional buttons to target, hold it and press A to shoot. When you do not have munitions anymore, a gun will appear on the board again –at a different place-. Press START to pause.
- Shoot the opponent (=the other character that is shooting missiles) several times. When you defeat an opponent, a stronger one comes –his shots are faster-.

### **Way out**

- One player
- Hold the controller horizontally
- When the girl arrives on a smiley square, press A/B to change the direction she will take (L stands for LEFT; R stands for RIGHT).
- Reach the exit.

### Armychess



Pop-Up options box on top left screen

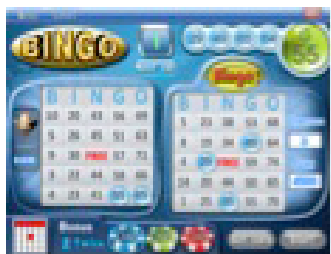
Menu bar: UP/DOWN button = Select, Enter button=confirm;

Game main menu: Press directional button to control the Cursor to confirm the location of chess, Enter button: confirm the chess/falling

2. Operated by controller (vertical grip): SELECT button: Cancel choice/Pause Pop-Up options box on top left screen. Menu bar: UP/DOWN button=Select, START button=confirm;

Game main menu: Press directional button to control the Cursor to confirm the location of chess, START button:confirm the chess/falling

### Bingo



#### Controller Operation:

Directional key to control the cursor to choosing, Press the START button to confirm.


### Chessmaster



#### Controller Operation:

Directional key to control the cursor to choosing, Press the START button to confirm, SELECT button to cancel.

### Craps



#### Handle operation:

Arrow keys to control the cursor to select Start button and select OK.


## Draw Trumps



### Controller Operation:

Directional key to control the selection cursor Press the START button to open up the help page, SELECT button to cancel  
A button = to cancel selection.  
B button = to cancel all selections.

## Find Diff



Find difference!

Controller Operation. Hold one controller in your hand vertically:

SELECT Button to Pause and open up the dialog box on the top left corner of screen.

### Menu:

UP/DOWN button = Select

START button= confirm.

### Main menu:

Directional key to control the cursor

START button to confirm.


## Gin Rummy



### Controller Operation:

Directional key to control the cursor to choosing  
Press the START button to confirm  
Press B button to Exit / pause games.

## Gobang



Make five in a row and you win.

Operated by controller (vertical grip):

SELECT: Pause the upper left corner of the dialog box

### Menu bar:

UP and Down button = Select

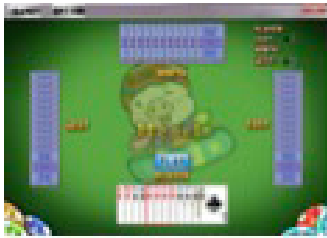
START = confirm

### Main menu:

Directional keys to control the cursor of chess pawns

START: sitting.


## Hearts



### Controller Operation:

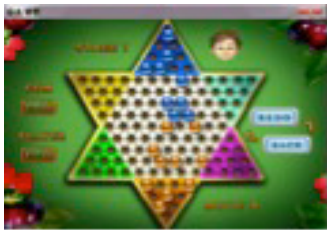
Directional key to control the selection cursor  
Press the START button to open up the help page  
SELECT button to cancel  
A button = to cancel selection  
B button = to cancel all selections

## I-Go



1. Game Menu:  
Select single player or two players  
Select the game difficulty.  
Press START to confirm.
2. Game operation:  
Directional keys: select location  
START: confirm  
SELECT: Options pop-up box

## Jump Chess



Operated by controller (vertical grip)  
SELECT: Pause the upper left corner of the dialog box.

## Keno



### Controller Operation:

Directional key to control the selection cursor.  
Press the START button to confirm.

## Landlord



Operated by controller (vertical grip)  
SELECT: pause the upper left corner of the dialog box

### Menu bar:

UP and Down button = Select  
START = confirm

### Main menu:

Directional key: control the cursor  
START = confirm

## Leisure chess




### Button instructions:

A button = select the chess

Directional button = control the cursor to move

There is time limit in the left bottom of screen.

## Mahjong



1. Operated by Keyboard :

ESC button: Cancel choice/Pause Pop-Up options box on top left screen

### Menu bar:

UP/DOWN button = Select

Enter button = confirm;

Game main menu:

Press directional button to control the Cursor to select card

**Enter button:** confirm the cards

2. Operated by controller (vertical grip):

SELECT button: Cancel choice/Pause Pop-Up options box on top left screen.

Menu bar: UP/DOWN button = Select

START button = confirm;

Game main menu: Press directional button to control the Cursor to select card

START button: confirm the cards

## Show Hand Poker



1. Game selection menu:

Press directional button to choose new game/continue game/Exit game

Press START button: confirm and choose the opponent

2. Game operation:

Press directional button: choose the card

Press START button: confirm

Press SELECT: Pop-Up options box

## Video Poker



### Controller Operation:

Directional key to control the selection cursor.

Press the START button to confirm.

SELECT button to cancel.