

Thoroughbred

HORSE RACE



ANALYZER™ Instructions

Illustrations: © Advanced Handicapping Technologies, Inc. 1983

PRINTED IN CANADA. All Rights Reserved.

Horse Race Analyzer U.S. Patent #4382280

Model #9091



INTRODUCTION

Congratulations! Your new Thoroughbred Horse Race Analyzer is revolutionary! With it you have an analytical edge at the racetrack—computerized handicapping! The computer asks you questions. You punch in the answers. The hard part is done for you!

The Horse Race Analyzer is a fine piece of precision equipment. Treat it as such. Take good care of it. Use it according to these instructions and it can help you have many enjoyable, exciting days at the track.

How does it work?

Like anything else that's rewarding, the Horse Race Analyzer takes some work. Actually, this special-purpose machine does most of the work for you.

to use the entire sequence for each horse. And be sure to check your answers on the display as you feed them into the computer. Missing some vital information or putting in the wrong number could seriously impair the computer's very special analyzing and rating abilities.

You and the Computer are a Team

A lot of research has gone into the development of the Horse Race Analyzer™ and its handicapping program. It required extensive experience to decide which factors are the most important in handicapping. As you already know, the Horse Race Analyzer computes many of these factors. But there are also decisions **you** should make after the computer has given its opinion. You are just as important as the computer—you two are a team. The computer does a lot of the tiresome drudgery involved in handicapping cal-

With a little concentration at the beginning, you'll soon get the hang of it. The Horse Race Analyzer asks you some basic questions about each horse in the race—for example, how has the horse done so far this year? How did it do last year? How well did the horse run during its last race, and the race before that?—and so on.

If you're a horse race novice, don't panic! Nobody expects you to know all that. You simply find the answers in the **Daily Racing Form**, a newspaper that has all the information you need. As you find the up-to-date numbers in the **Daily Racing Form**, just punch them into the computer. Don't worry about what number comes next. The computer will automatically ask you for what it needs—in the right order!

This programming process gets easier with every race you handicap. Remember, though, **don't take shortcuts!** It's very important

culations, but you have to make the final decisions. Now that you have a technical "expert" as your aide, handicapping horses is a lot more fun!

Chances are that you haven't had a lot of experience with computers. Even though the Horse Race Analyzer is a microcomputer, don't let that bother you! It probably seems more complicated than it really is, and you really will find it easy to use after you work with it a while. It's been programmed to remind you of every piece of information it needs, so you don't have to memorize anything.

WHAT THE HORSE RACE ANALYZER WON'T DO

We sincerely believe that if you follow these instructions you'll have more successful handicapping days than unsuccessful ones. Still, some factors in any horse race are unpredictable. Even the best horse can lose on any given day. Spectacular Bid, picked by almost everyone to win the 1979 Belmont Stakes, lost that day and so did not win the Triple Crown that year! Bad racing luck or a jockey's misjudgment can cost the best horse any race. **Always remember there are some unknowns that just can't be predicted!**

While **NO** method, system, theory or computer can guarantee you a first, second or third-place finisher every time, the Horse Race Analyzer will give you a chance to select some of the more promis-

Just remember, computers work on information. So if you want to get the best results from **this** computer, use it only on races between horses that have had enough experience to analyze! **USE THE HORSE RACE ANALYZER FOR RACES WHERE AT LEAST 90% OF THE 3-YEAR-OLD (OR OLDER) HORSES HAVE AT LEAST 5 RACES SHOWN IN THEIR PAST PERFORMANCE STATISTICS.** When you see a race like the one on the next page, just pass it by and concentrate on races that show more performance histories.

ing horses and become more involved in the fascinating game of race handicapping.

Let's stay on the right track!

THE HORSE RACE ANALYZER IS DESIGNED FOR THOROUGHBRED RACING. IT MUST BE USED FOR THAT SINGLE PURPOSE TO GIVE YOU THE PRECISION YOU WANT. ITS PROGRAM IS DESIGNED FOR HANDICAPPING OF RACES OF 3 YEARS-OR-OLDER EXPERIENCED HORSES ON FAST DIRT OR FIRM TURF TRACKS, RUNNING DISTANCES OF 6 FURLONGS OR MORE (1 furlong = $\frac{1}{8}$ mile). **IT CANNOT BE USED FOR "MAIDEN RACES!"**

The Horse Race Analyzer is **NOT** designed for harness races (trotters or pacers), quarter horse or dog races.



LASIC—Yerna, Run for the Crown.

Grand It Is

ALVARADO F J (54 2 3 1 8)
Ow.—Everard & Martin
2Aug92—40m fst 5f :21 :443 1:034
3July92—3hol fst 5f :221 :461 1:114
18Aug92—3hol fst 5f :22 :453 :581
20May92—4hol fst 4f :213 :453 :52

LATEST WORKOUTS Sep 4 Dwr 4f fst :484 H Aug 29 Dwr 7f fst 1:292 H Aug 23 Dwr 4f fst :483 H Aug 17 Dwr 5f fst 1:011 Hg

Gr. f. 2 (Apr), by Spectacular Bid—Shy Yeta, by Hail the Pirates

Br.—Robinson J Mack (Ky)
Tr.—State Melvin F. (40 7 2 7 18)
45 2 5 454 554 574 6114 Atkinson P
52 6 5 43 32 314 294 Sois A
54 2 2 33 42 42 44 Alvarado F J
47 5 4 794 474 47 Alvarado F J

Lifetime 1992 4 M 1 0 \$7,850
4 0 1 0
\$7,850

117

B 117 14.30 80-08 UnchndPrncss11741mAnlss1179PspctRr117 No mishap 7
B 117 3.50 78-14 SliceN Dice11736GrndItIs117mYesk117 Off slowly, wide 6
B 115 3.70 87-07 Don'Lgnore11734Yern117mTlphonTago117 Bumped 1/8 5
B 117 11.30 91-09 IrsH Bloomn11735SmlyGry11734GntLApprch114 No rally 9

Yerna

VALENZUELA P A (144 29 16 20)
Ow.—Paulson Allen E
28Aug92—60m fst 6f :221 :454 1:111
18Aug92—3hol fst 5f :22 :453 :581

LATEST WORKOUTS Aug 23 Dwr 5f fst 1:013 H Aug 15 Dwr 6f fst 1:15 H Aug 9 Dwr 5f fst 1:01 H Aug 4 Dwr 5f fst 1:011 H

B. f. 2 (Apr), by Dahar—Elegia-Ar, by Misera

Br.—Paulson Allen E (Ky)
Tr.—Vienna Darrell (28 4 5 5 14)
47 5 5 34 744 45 374 Valenzuela P A
55 5 5 44 32 32 234 McCarron C J

Lifetime 1992 2 M 1 1 \$7,350
2 0 1 1
\$7,350

117

LB 117 11.70 75-13 IrishAnthem1174EchntdButy1124Yrn117 Took up 1/4 9
LB 117 7.80 87-07 Don'Lgnore11734Yrn117mTlphonTago117 Off slowly, wide 5

So Feminine

VELEZ J A JR (56 0 7 8 8)
Ow.—Baker Howard J
10Aug92—60m fst 7f :222 :451 1:223
18Aug92—6GG fst 5f :204 :444 :573

LATEST WORKOUTS Sep 1 Hol 5f fst 1:001 H Aug 27 Hol 6f fst 1:141 H Aug 22 Hol 4f fst :471 H Aug 17 Hol 3f fst :35 H

B. f. 2 (Apr), by Danzig Connection—Above Mystery, by Great Above

Br.—Above Mystery Breeding & Kennel Stable (Ky)
Tr.—Lambert George T. (8 1 1 0 13)
58 4 8 744 544 574 Velez J A Jr
25 7 11 1112 915 913 811 Stanley M K

Lifetime 1992 2 M 0 0
2 0 0 0

117

B 117 97.70 74-12 FitN Fppy1174PssingVice1179SwlSvnn117 Wide far turn 9
117 19.10 82-10 PrvwPoint1173LstBull11745yhSpotRun117 No threat 11
Aug 22 Hol 4f fst :471 H Aug 17 Hol 3f fst :35 H

Run For The Crown

STERLING L J JR (15 0 2 2 8)
Ow.—Irene County Farms Inc
1Aug92—30m fst 6f :222 :454 1:111
4July92—6hol fst 5f :221 :452 :573

LATEST WORKOUTS Sep 3 Dwr 5f fst 1:013 H Aug 26 Dwr 4f fst :482 H Aug 11 Dwr 5f fst 1:014 H Aug 3 Dwr 5f fst 1:012 H

B. f. 2 (Apr), by Chief's Crown—Joy Returned, by Big Spruce

Br.—G&M Breeding Farms Inc (Ky)
Tr.—Werner H C Jr. (18 3 4 0 17)
70 5 6 644 65 434 22 Sterling L J Jr
44 7 9 911 810 610 6124 Delahoussaye E

Lifetime 1992 2 M 1 0 \$4,400
2 0 1 0
\$4,400

117

LB 117 45.40 81-15 MdmlEnjh1172RnFrThCrn1173B)B1117 Bumped break 7
LB 117 6.30 81-09 ZlousFrth11734Ctch11734Alyn'Slov117 Off slowly, wide 9

Ask Anita

BAZE R A (-)
Ow.—Spiegel Robert
1Aug92—60m fst 7f :222 :451 1:223
4July92—6hol fst 5f :221 :452 :573

LATEST WORKOUTS Sep 3 Dwr 5f fst 1:013 H Aug 29 Dwr 6f fst 1:171 H Aug 24 Dwr 5f fst 1:013 H Aug 18 Dwr 3f fst :36 H

B. f. 2 (Mar), by Wolf Power—Epanomi, by Val de l'Orme

Br.—Spiegel Robert (Ky)
Tr.—Rash Rodney (21 6 3 2 29)
53 1 9 854 87 794 715 Pincay L Jr
56 0 7 874 58 584 484 McCarron C J

Lifetime 1992 2 M 0 0 \$2,100
2 0 0 0
\$2,100

117

B 117 8.70 72-12 FitN Fppy1174PssingVice1179SwlSvnn117 5-wide stretch 9
B 117 22.10 85-09 ZealousFaith11734Ctch11734Alyn'Slov117 Wide early 9

Voluptuous

SOLIS A (180 22 24 22)
Ow.—Suhli China Lee
1Aug92—60m fst 7f :222 :451 1:223
25July92—3hol fst 5f :214 :451 1:042

LATEST WORKOUTS Sep 1 Dwr 5f fst :594 H Aug 26 Dwr 6f fst 1:152 H Aug 6 Hol 4f fst 1:15 H July 28 Hol 4f fst :47 H

Gr. f. 2 (Feb), by Cozzene—Victorious Girl, by Raise a Man

Br.—Baker Howard (Ky)
Tr.—Van Berg Jack C. (28 5 4 6 13)
58 9 2 304 414 45 513 Sois A
58 3 6 414 314 31 20 Velez J A Jr

Lifetime 1992 2 M 1 0 \$6,325
2 0 1 0
\$6,325

117

B 117 11.40 74-12 FitN Fppy1174PssingVice1179SwlSvnn117 Very greeny 9
B 117 4.80 85-10 Zoonaka1174Voluptuous11734Alyn'Slov117 No match 6

Countess Ferdinand

ATKINSON P (42 12 8 13 8)
Ow.—Fiesta Racing Stable
1Aug92—60m fst 5f :211 :44 1:03

LATEST WORKOUTS Aug 29 SLR br.1 7f fst 1:29 H Aug 19 Dwr 5f fst 1:03 H Aug 15 SLR br.1 4f fst :474 H Aug 4 Dwr 5f fst 1:011 H

Ch. f. 2 (Feb), by Ferdinand—Enumerating, by Turn and Count

Br.—Foxfield (Ky)
Tr.—Schiewe Paul (6 1 0 0 17)
61 10 1 86 744 57 594 Atkinson P

Lifetime 1992 1 M 0 0 \$725
1 0 0 0
\$725

117

B 117 92.60 87-05 Eliza11724 Set Them Free1179Njvision117 Wide trip 10
Aug 15 SLR br.1 4f fst :474 H Aug 4 Dwr 5f fst 1:011 H

USING THE DAILY RACING FORM

The **Daily Racing Form** is where you'll find all the information you'll need. This paper lists Past Performance statistics for all the horses running in every race at major tracks in the United States, and contains all the numbers you will need to input into the computer.

By the time you've handicapped just a few races you'll locate these numbers in the **Daily Racing Form** and feed them into the computer quite fast. And don't worry—**this** computer is made to do most of the work for you!

Remember the computer display will ask you the information in correct order. You need not remember the sequence. Merely familiarize yourself with the location of the information required in the **Daily Racing Form**.



10

USING THE ANALYZER STEP-BY-STEP

1. PURSE

- Turn the Horse Race Analyzer on. By sliding the switch upward (the display will read PURSE.)
Note: *The PURSE figure is used only once for each race.*
- Using the number keys to enter the amount of the PURSE.
(Example if the PURSE was \$9000 you would press **9 0 0 0** followed by PURSE) The PURSE figure can be located in the following section of the **Daily Racing Form**.

7th Bay Meadows



6 FURLONGS. (1.08) CLAIMING. Purse \$9,000. Fill 3-year-olds, 118 lbs.; older, 122 lbs. Non-winner race since then, 6 lbs. Claiming price \$20,000; for starter and claiming races for \$15,000 or less not

Note: If you make a mistake when you punch in PURSE turn the computer off and then on again to clear it.

Be especially careful when you enter PURSE, because the number you key in will apply to all the horses in the race, and have a major effect on the final ratings.

After you've entered PURSE, if you make a mistake with any other number you can erase it (before you press its Entry Key) with **C/E**. If a wrong number is actually entered, you can erase all the information for one horse by pressing **C/H**. Then the computer will start you again by asking for POST POSITION.

Note: For the first time, this model (#9091) of the Horse Race Analyzer permits you to program races with 7-digit purses. *Please note, however that you will not see the actual last (7th) digit appear on the display screen when you have entered it. Instead, your indication that all 7 digits have been entered by you will be the prompt word PURSE blinking on and off rapidly immediately upon your entering all 7 digits. Should PURSE blink when you do not want 7 digits, press **C/E** and re-enter the correct data.*

11


2. DISTANCE OF RACE

The second step in the sequence is DISTANCE. When you see this message, find the number in the **Daily Racing Form**.

If this is a **Sprint Race** (less than a mile, i.e., less than 8 furlongs), press [1] and then [DIST].

If this is a **Route Race** (a mile or more, i.e., 8 furlongs or more), press [2] and then [DIST].

7th Bay Meadows



6 FURLONGS. (1.08) CLAIMING. Purse \$9,000. For 3-year-olds, 118 lbs.; older, 122 lbs. Non-winner race since then, 6 lbs. Claiming price \$20,000; for starter and claiming races for \$15,000 or less no

COPYRIGHT © 1989 by DAILY RACING FORM, INC. Reprinted with permission of copyright owner.

4. DAYS AWAY

Now the computer asks you for DAYS AWAY.

- Count the number of days between the race you're handicapping and the last date the horse ran—the top date of the Past Performance lines.
- Then punch in that number and press DAYS to enter it. If you were handicapping CONQUISTADOR SIX for a race to be run on September 13, 1992, you'd enter [9] for DAYS AWAY.

Conquistador Six					
4Sep92-	2Dmr fst	6f	:22	:45 ²	1:10 ²
21Aug92-	9Dmr fst	6f	:21 ⁴	:44 ³	1:09 ⁴
3Aug92-	9Dmr fst	6f	:21 ⁴	:44 ³	1:08 ⁴
28Jun92-	4Hol fst	7f	:22 ³	:45 ³	1:22 ¹

3. POST POSITION

The third step is POST POSITION. This refers to the position of each horse at the starting gate. The order of horses' names in the **Daily Racing Form** or in the track program is generally the same as the Post Positions they will actually run from at the start of the race. However, some horses might drop out (be "scratched") and others might be added from the "also eligible" list, which might change the Post Position numbers. Enter the proper number and then press [P.POSN].

5. RACES SINCE LAST LAYOFF

The fifth step is RACES SINCE LAYOFF. A "layoff" is a period of **30 days or more between races**. Look down the column of race dates and if you find a 30-day gap between any of them, enter the **number of races** this horse has run since that layoff. If the last race was more than 30 days ago, press [0]. If you don't find any layoff period, press [9]. Then press [R.S.L.]. If CONQUISTADOR SIX (below) were running on September 13, 1992, the Races Since Layoff figure would be [3].

Conquistador Six			
4Sep92-	2Dmr fst	6f	:22
21Aug92-	9Dmr fst	6f	:21 ⁴
3Aug92-	9Dmr fst	6f	:21 ⁴
28Jun92-	4Hol fst	7f	:22 ³
25May92-	4Hol fst	6 ¹ / ₂ f	:21 ⁴

6. TWO-YEAR PERFORMANCE RECORD

The computer asks you for the number of races this horse has run in the current (calendar) year. Punch in that number and enter it with **[RACES]**.

Next, the computer needs to know the number of times the horse finished first, second, and third, and its total winnings during the **current year**. Find each of these numbers and key them in. Enter them with **[WINS]** **[PLACES]** **[SHOWS]** and **[EARNINGS]**.

Complete this step by answering the computer's questions about the horse's track record for **last year**. Use the same set of Entry Keys with these prior year numbers. **NOTE: IF THERE WERE NO PRIOR YEAR EARNINGS, ENTER [0].**

RACES WINS PLACES SHOWS EARNINGS

1992	5	1	0	2	\$14,595
1991	15	3	4	1	\$31,020
Turf	9	2	1	1	\$26,190
Wet	6	1	0	3	\$11,495

Note: For the first time, this model (#9091) of the Horse Race Analyzer permits you to program any horses which attain 7-digit Earnings. *Please note, however, that you will not see the actual last (7th) digit appear on the display screen when you have entered it.*

Instead, your indication that all 7 digits have been entered by you will be the prompt word EARNINGS blinking on and off rapidly immediately upon your entering all 7 digits.

Should EARNINGS blink when you do not want 7 digits, press **[C/E]** and re-enter the correct data.

14

7a. LAST RACE DISTANCE

The next step provides the Horse Race Analyzer with some details about how each horse actually ran during its most recent races. When you see LAST RACE/DISTANCE, do the same numeric shorthand you used for the current race length—**[1]** if less than a mile, **[2]** if a mile or more. The lower-case "f" in this example means "furlongs." miles are shown as numbers and fractions only. If you ever find an "a" in front of the distance, it means "about." Disregard the "a" and just base your "1" or "2" answer on the distance. Enter it with DISTANCE.

LAST RACE RUNNING LINE

LAST RACE DISTANCE

26Aug88-	1Atl	fst	6f	:21 $\frac{4}{5}$:45 $\frac{1}{5}$	1:11	3+	[C] [S] [C] Im	7500	5	8	88 $\frac{3}{4}$	87 $\frac{1}{4}$	66	36
18Aug88-	6Atl	fst	6f	:22 $\frac{3}{5}$:46 $\frac{1}{5}$	1:12	3+	[C] [S] [C] Im	8000	6	1	45	44 $\frac{1}{2}$	43 $\frac{1}{2}$	42
20Jly88-	2Mth	fst	6f	:22 $\frac{3}{5}$:46 $\frac{1}{5}$	1:12 $\frac{1}{5}$	3+	[C] [S] [C] Im	5000	3	8	911	810	712	711 $\frac{1}{4}$
30Jun88-	2Mth	fst	6f	:22 $\frac{4}{5}$:46 $\frac{4}{5}$	1:12 $\frac{4}{5}$	3+	[C] [S] [C] Im	6000	6	2	57	65 $\frac{1}{2}$	33 $\frac{1}{2}$	1no

7b. LAST RACE RUNNING LINE

The next questions take you to what is known as the "running line." This string of numbers tells how the horse ran during the course of its last race. The horse's field position is shown at three "calls," or stages of the race, as well as its finishing position. After each of these numbers a small number or symbol tells you how many lengths behind the leader (or ahead of the next horse, if leading) the horse was at the call—the "lengths back" number. **WHEN YOU PUNCH IN THE LENGTHS-BACK NUMBERS, ROUND DOWN ANY FRACTIONS TO THE LOWER WHOLE NUMBER.**

If the lengths-back is "no" (by a nose), "nk" (by a neck) or "hd" (by a head), use **[0]** for your answer. If the horse is in first place, use **[0]**. Enter the LAST RACE/LENGTHS BACK/1ST CALL number with **[L.E.B.1st]**. Then punch in the second and third small numbers in

this line when the display asks for LAST RACE/LENGTHS BACK/2ND CALL and LAST RACE/LENGTHS BACK/3RD CALL. Enter them, in turn, with L.E.B. 2nd and L.E.B. 3rd. **Remember, if the horse was in first place or less than a length behind the leader, use 0 for LENGTHS BACK.**

The next question to answer is LAST RACE/FINISH POSITION. Find the Finishing Position number in this running line and key it in. Then enter it with FIN. POSN.

The last item, which completes the profile you are giving the computer of the horse's performance last time out, is LAST RACE/LENGTHS BACK/FINISH. Use the last small number in the "running line." If the horse finished first or less than a length behind the leader, use 0. Then enter this number with L.E.B. FIN.

8. RACE BEFORE LAST DISTANCE & RUNNING LINE

The computer needs this kind of running profile for more than one race, so it will ask you to go through this routine for the 2nd race back. Just drop down one line in the statistics and punch in the same kind of "running line" information for that previous race.

Enter these numbers with the same Entry Keys: DISTANCE

L.E.B. 1st L.E.B. 2nd L.E.B. 3rd FIN. POSN L.E.B. FIN.

26Aug88-	1Atl	fst	6f	:21 $\frac{3}{5}$:45 $\frac{1}{5}$	1:11	3+	<u>0</u>	<u>0</u>	<u>0</u>	CIm	7500	5	8	88 $\frac{3}{4}$	87 $\frac{1}{4}$	66	36
18Aug88-	6Atl	fst	6f	:22 $\frac{3}{5}$:46 $\frac{1}{5}$	1:12	3+	<u>0</u>	<u>0</u>	<u>0</u>	CIm	8000	6	1	45	44 $\frac{1}{2}$	43 $\frac{1}{2}$	42
20Jly88-	2Mth	fst	6f	:22 $\frac{3}{5}$:46 $\frac{1}{5}$	1:12 $\frac{1}{5}$	3+	<u>0</u>	<u>0</u>	<u>0</u>	CIm	5000	3	8	911	810	712	711 $\frac{1}{4}$
30Jun88-	2Mth	fst	6f	:22 $\frac{3}{5}$:46 $\frac{1}{5}$	1:12 $\frac{3}{5}$	3+	<u>0</u>	<u>0</u>	<u>0</u>	CIm	6000	6	2	57	65 $\frac{1}{2}$	33 $\frac{1}{2}$	1no

COPYRIGHT © 1989 by DAILY RACING FORM, INC. Reprinted with permission of copyright owner.

26Aug88-	1Atl	fst	6f	:21 $\frac{3}{5}$:45 $\frac{1}{5}$	1:11	3+	<u>0</u>	<u>0</u>	<u>0</u>	CIm	7500	5	8	88 $\frac{3}{4}$	87 $\frac{1}{4}$	66	36
18Aug88-	6Atl	fst	6f	:22 $\frac{3}{5}$:46 $\frac{1}{5}$	1:12	3+	<u>0</u>	<u>0</u>	<u>0</u>	CIm	8000	6	1	45	44 $\frac{1}{2}$	43 $\frac{1}{2}$	42
20Jly88-	2Mth	fst	6f	:22 $\frac{3}{5}$:46 $\frac{1}{5}$	1:12 $\frac{1}{5}$	3+	<u>0</u>	<u>0</u>	<u>0</u>	CIm	5000	3	8	911	810	712	711 $\frac{1}{4}$
30Jun88-	2Mth	fst	6f	:22 $\frac{3}{5}$:46 $\frac{1}{5}$	1:12 $\frac{3}{5}$	3+	<u>0</u>	<u>0</u>	<u>0</u>	CIm	6000	6	2	57	65 $\frac{1}{2}$	33 $\frac{1}{2}$	1no

COPYRIGHT © 1989 by DAILY RACING FORM, INC. Reprinted with permission of copyright owner.

9. 3rd RACE BACK, DISTANCE, LENGTHS BEHIND

The computer needs just a little more information about the horse's race distance history and out-of-the-gate running traits. So to complete this part of the program, key in the distance of the horse's 3rd race back (again using the "1" or "2" code"). Enter it with DISTANCE. Then punch in the lengths-back figure at the 1st CALL. Enter it with L.E.B. 1st. That is all you need enter for the 3rd race back.

26Aug88-	1Atl	fst	6f	:21 $\frac{3}{5}$:45 $\frac{1}{5}$	1:11	3+	<u>0</u>	<u>0</u>	<u>0</u>	CIm	7500	5	8	88 $\frac{3}{4}$	87 $\frac{1}{4}$	66	36
18Aug88-	6Atl	fst	6f	:22 $\frac{3}{5}$:46 $\frac{1}{5}$	1:12	3+	<u>0</u>	<u>0</u>	<u>0</u>	CIm	8000	6	1	45	44 $\frac{1}{2}$	43 $\frac{1}{2}$	42
20Jly88-	2Mth	fst	6f	:22 $\frac{3}{5}$:46 $\frac{1}{5}$	1:12 $\frac{1}{5}$	3+	<u>0</u>	<u>0</u>	<u>0</u>	CIm	5000	3	8	911	810	712	711 $\frac{1}{4}$
30Jun88-	2Mth	fst	6f	:22 $\frac{3}{5}$:46 $\frac{1}{5}$	1:12 $\frac{3}{5}$	3+	<u>0</u>	<u>0</u>	<u>0</u>	CIm	6000	6	2	57	65 $\frac{1}{2}$	33 $\frac{1}{2}$	1no

COPYRIGHT © 1989 by DAILY RACING FORM, INC. Reprinted with permission of copyright owner.

10. SPEED RATINGS

The last entries are taken from the horse's speed ratings. There are two ways to do this. THE FIGURES YOU USE DEPEND ON THE LENGTH OF THE RACE YOU ARE HANDICAPPING.

ROUTE RACE

If it's a mile or more—a ROUTE RACE, the computer will ask you for 2 BEST SPEED RATINGS/OF LAST 5 RACES. Look down the Speed rating column and select the two HIGHEST numbers in the **most recent five races**. Punch in one of them and press the left [SPD. RTG.]. Then do the other and press the right [SPD. RTG.].

The correct Speed Ratings for this horse, running at 1 $\frac{1}{8}$ miles, would be 86 and 92.

SPRINT RACE | continued

ily the highest Speed Ratings in the column. A "good race" is defined as one in which the horse finished 1st, 2nd or 3rd OR finished less than 3 lengths behind the leader.

The left circled column is the one you've already used to get FINISH POSITION and LENGTHS BACK AT FINISH. Start at the top and read down this column until you find the most recent good race: a 1st, 2nd, or 3rd place or any finish when the horse was less than 3 lengths back. When you find a good race, look over to the right in that line and enter the Speed Rating. Press the left [SPD. RTG.].

When you find the second MOST RECENT good race, punch in its Speed Rating and enter it with the right [SPD. RTG.].

67	4	5	5 $\frac{1}{2}$	5 $\frac{1}{2}$	47	49	Pino M G	L 112	11.70	79-18 KthleenThQun117 $\frac{1}{2}$ GI	
74	4	5	4 $\frac{1}{2}$	4 $\frac{1}{2}$	53	43 $\frac{1}{2}$	Madrigal R Jr	L 118	4.60	83-15 Sqrm120 $\frac{1}{4}$ StrctBrrnss	
66	6	4	5 $\frac{1}{2}$	5 $\frac{1}{2}$	59	56	65 $\frac{1}{2}$	Moorefield W T $\frac{5}{8}$	L 107	4.20	86-12 FrOutNurs119 $\frac{1}{4}$ Picnic
83	2	4	5 $\frac{1}{2}$	4 $\frac{1}{2}$	33	1 $\frac{1}{2}$	Moorefield W T $\frac{5}{8}$	L 104	3.00	92-12 Crrtown'sMrgrt104 $\frac{1}{2}$ D	
75	3	5	4 $\frac{1}{2}$	4 $\frac{1}{2}$	46 $\frac{1}{2}$	36 $\frac{1}{2}$	27 $\frac{1}{2}$	Moorefield W T $\frac{5}{8}$	L 104	5.80	85-15 MxdApp117 $\frac{1}{2}$ Crrtwn's
63	4	7	7 $\frac{1}{2}$	7 $\frac{1}{2}$	74 $\frac{1}{2}$	64 $\frac{1}{2}$		Pino M G	L 115	7.70	78-13 StrlhtSrprs117 $\frac{1}{2}$ Prctcl
70	4	2	3 $\frac{1}{2}$	2 $\frac{1}{2}$	44	58 $\frac{1}{2}$		Pino M G	L 113	20.70	74-24 DimondDuo112 $\frac{1}{4}$ Known
75	5	1	3 $\frac{1}{2}$	3 $\frac{1}{2}$	23	1 $\frac{1}{2}$		Pino M G	L 114	5.70	83-20 Crrtown'sMrgrt114 $\frac{1}{2}$ Stl

SPRINT RACE

If it's less than a mile—a SPRINT RACE, the computer will ask you for 2 BEST SPEED RATINGS.

Look for the Speed Ratings shown for the two MOST RECENT GOOD RACES THE HORSE HAS RUN. These are not necessary

18

This sprint horse's first good race was the last one, when he finished second, a half-length back. His previous good race was the third back, when he finished second, one length back. So the "best race" Speed Ratings are 92 and 91.

		115		\$130,348		Turn 2 0	
						Wet 6 1	
43	2 $\frac{1}{2}$	Gryder A T	Lb 114	13.90	92-14 BigJewel111 $\frac{1}{2}$ ForlisReflection114 $\frac{1}{2}$ C		
44	4 $\frac{3}{4}$	Santagata N	Lb 115	4.30	84-14 CmndenHrbor116 $\frac{1}{2}$ NusetFish116 $\frac{1}{2}$ Hitt		
31 $\frac{1}{2}$	21	Santagata N	Lb 116	7.80	91-12 Mtttrnch116 $\frac{1}{2}$ ForlisRflicton116 $\frac{1}{2}$ Cthy'		
713	722 $\frac{1}{2}$	Santagata N	Lb 112	30.90	71-12 RoylNnj117 $\frac{1}{2}$ Groschr115 $\frac{1}{2}$ SmkSovrgnJst		
99 $\frac{1}{2}$	913 $\frac{1}{2}$	Santagata N	Lb 115	26.60	79-07 MyFrnchmn115 $\frac{1}{2}$ Shilly'sChrmr115 $\frac{1}{2}$ Sm		
56	5 $\frac{1}{2}$	Fires E	Lb 116	7.40	— — Lroy'sRglSn114 $\frac{1}{2}$ BgTdK.120 $\frac{1}{2}$ Sm's.		

A SPECIAL WORD ON SPEED RATINGS

DAILY RACING FORM Speed Ratings are accompanied by a "track variant." When entering numbers in the Horse Race Analyzer, just ignore this variant.

If you find that the 2 most recent good races had the same Speed Ratings, use them both for Speed Rating entries.

If there is only one "good race," use that Speed Rating twice. If there were no "good races," use **30** for both Speed Ratings.

NOTE: The RACING FORM has recently added Speed Figures to the Past Performances. These differ from the traditional DAILY RACING FORM Speed Ratings. The tested Horse Race Analyzer formula is based on the FORM's pure Speed Ratings, not the Speed Figures. Should the more experienced handicapper want to experiment with the new Speed Figures instead, we suggest utilizing them as described on pages 18 and 19.

GETTING THE HORSE RACE ANALYZER RATINGS

Enter all the numbers for a race. When you've punched in the data for all the horses, you can get the Horse Race Analyzer ratings for the top 4 competitors by pressing **[ANALYZE]** four times. The first message will show you 5 numbers: the post position and rating for the top horse. The second message will give you the second-best horse, and so on.

Each time you press **[ANALYZE]**, write down the numbers you see so you'll have a written record to refer to when you make your final choices. The fifth time you press **[ANALYZE]** the display goes blank, and when you press that key again the series of 4 ratings for that race will start to recycle.

Moving on...

When you've entered two Speed Ratings you've finished the programming for one horse. If there are more horses to analyze for the same race, press **[NEXT]**. The computer will store its rating for the horse just completed, and is ready to accept the numbers for the next one. The display will read **POST POSITION** (remember, **PURSE** and **TODAY'S DISTANCE** need to be entered just once for each race).

After you've recorded all the Post Positions and ratings, turn the Horse Race Analyzer off to clear all data in its memory before you start entering numbers for the next race. Ratings will generally range from 125-500. The higher the rating, the better. All ratings are relative to each other only in each particular race.

Note: In rare instances, you might find ratings which, for example, read 04-050, or 10-014. These ratings indicate that the horse in the post position involved (4 or 10, in the above example) has not been rated for failing to meet certain handicapping criteria in the program. All ratings below 100 are equal, that is they are all equivalent to zero, or no rating. (This situation most arises in stakes races with abnormally high purses, in which case the race is unpredictable by the Horse Race Analyzer.)

LET'S TRY IT (PRACTICE EXAMPLES)

The best way for you to get familiar with the Horse Race Analyzer is to start working with it, using actual data. Try to go through the whole program now by handicapping **GEMS FOR SALE**. Here's the **Daily Racing Form** information on this horse. The race was on January 11, 1989, with a purse of \$15,000. **GEMS FOR SALE** was slated for Post Position 4. Length of race: 1¹/₁₆ miles.

Gems For Sale

Own.—Dittmar G J

30Dec88-	2Medfst	1 ¹ / ₁₆	:46 ³ / ₁₆	1:11	1:44	3+	Cim	12500	1	7	7 ¹ / ₂	7 ⁴ / ₁₆	5 ³ / ₁₆	3 ³ / ₁₆	DeCarlo C P	117	13.50	79-10 Boris 113 ¹ / ₂	Vanport 115 ³ / ₄	Gems For Sale 117 ¹ / ₂	Steadied 8
17Dec88-	4Medfst	1 ¹ / ₁₆	:47 ⁷ / ₁₆	1:11 ⁴ / ₁₆	1:43 ⁴ / ₁₆	3+	Cim	10500	2	5	5 ³ / ₁₆	3 ² / ₁₆	2 nd 1 ¹ / ₁₆	DeCarlo C P	113	9.00	84-12 Gems For Sale 113 ¹ / ₂	Vanport 115 ⁵ / ₈	Deity Dash 110 ^{nk}	Driving 11	
12Dec88-	8Medfst	1 ⁷ / ₁₆	:48	1:12 ² / ₁₆	1:41 ² / ₁₆	3+	Alw	23000	2	6	6 ² / ₁₆	6 ⁴ / ₁₆	4 ³ / ₁₆	4 ⁴ / ₁₆	Ferrer J C	116	17.00	84-20 Our Kingdom 113 ^{nk}	TroupeTrain 114 ⁴ / ₁₆	Flying Trouble 119 ^{nk}	Late bid 6
29Nov88-	7Medfst	1	:47	1:11 ⁴ / ₁₆	1:38	3+	Alw	5000s	7	7	8 ⁷ / ₁₆	8 ⁸ / ₁₆	6 ² / ₁₆	4 ¹ / ₁₆	Ferrer J C	115	27.30	83-14 Mortgage Man 117 ¹ / ₂	Shear 115 ¹ / ₂	Code Won 110 ^{nk}	Rallied 9
11Nov88-	2Medfst	1 ¹ / ₁₆	:47 ⁴ / ₁₆	1:12 ² / ₁₆	1:44 ³ / ₁₆	3+	Cim	6000	1	4	4 ³ / ₁₆	3 ¹ / ₁₆	2 nd 2 ^{nk}	DeCarlo C P	113	13.40	80-15 SirLiseene 114 ^{nk}	Gems For Sale 113 ³ / ₄	AlltheNumbrs 113 ¹ / ₂	Just missed 8	
21Oct88-	10Medsl	1 ¹ / ₁₆	:47 ³ / ₁₆	1:11 ⁴ / ₁₆	1:46 ¹ / ₁₆	3+	Cim	5000	11	10	8 ¹⁶ / ₁₆	6 ¹⁶ / ₁₆	3 ⁸ / ₁₆	3 ⁴ / ₁₆	DeCarlo C P	115	11.50	68-19 Belvidere 117 ¹ / ₂	You Gem 114 ³ / ₄	Gems For Sale 115 ¹ / ₂	Belated bid 11
10Oct88-	2Medfst	1 ¹ / ₁₆	:46 ⁴ / ₁₆	1:11 ⁴ / ₁₆	1:44 ³ / ₁₆	3+	Cim	6000	7	9	9 ¹⁵ / ₁₆	8 ¹³ / ₁₆	5 ¹¹ / ₁₆	5 ⁷ / ₁₆	Thomas D B	113	19.90	72-15 Belvidere 113 ¹ / ₂	AlltheNumbers 115 ³ / ₄	Smart Stepper 106 nd	No factor 9
10Sep88-	10Medfst	1 ⁷ / ₁₆	:46 ¹ / ₁₆	1:11 ³ / ₁₆	1:41 ³ / ₁₆	3+	Cim	6000	4	6	5 ¹¹ / ₁₆	5 ⁴ / ₁₆	5 ³ / ₁₆	5 ⁶ / ₁₆	Vasquez M M	113	17.80	81-13 Le Mouse 110 ¹ / ₂	Abbey Grange 115 ¹ / ₂	Quadractical 104 ²	No factor 10
25Aug88-	2Mth my	1	:48 ¹ / ₁₆	1:13 ⁴ / ₁₆	1:39 ⁴ / ₁₆	3+	Cim	6000	8	8	7 ⁹ / ₁₆	4 ¹ / ₁₆	3 ⁵ / ₁₆	4 ⁶ / ₁₆	Vasquez M M	113	5.40	68-21 Kassy Serenade 115 ² / ₄	ElMaestro 113 ³ / ₄	TopoftheStar 115 ^{nk}	Rallied 8
11Aug88-	6Mth fst	1 ⁷ / ₁₆	:46 ² / ₁₆	1:11 ³ / ₁₆	1:41 ³ / ₁₆	3+	Cim	8000	9	8	8 ¹¹ / ₁₆	6 ¹¹ / ₁₆	7 ¹² / ₁₆	7 ¹³ / ₁₆	Tejeira J	115	9.40	69-18 Wiles Road 114 ¹ / ₂	Leopold 1 113 ² / ₄	ReflectNeutrality 115 ¹ / ₂	Slow start 9

Ch. g. 7, by T V Commercial—Gee Sparkler, by Bryan G
Br.—Lotsoc Farm (NJ)
Tr.—Dufford Daniel A

\$16,500

115

Lifetime	1988	15	1	1	3	\$14,413			
61	5	6	10	1987	14	3	1	3	\$26,889
\$69,268	Turf	6	0	0	0	\$900			

COPYRIGHT © 1989 by DAILY RACING FORM, INC. Reprinted with permission of copyright owner.

If you need help, all the key entries for this horse appear on the following page. If you enter the program correctly, the Horse Race Analyzer will give you this display when you finish:

22

GEMS FOR SALE Program

DISPLAY	NUMBER KEYS	ENTRY KEYS
PURSE	15000	PURSE
DISTANCE	2	DIST
POST POSITION	4	P. POSN.
DAYS AWAY	12	DAYS
RACES SINCE LAYOFF	9	R.S.L.
CURRENT YEAR/RACES	15	RACES
CURRENT YEAR/WINS	1	WINS
CURRENT YEAR/PLACES	1	PLACES

(GEMS FOR SALE program continued on next page)

CURRENT YEAR/SHOWS	3	SHOWS
CURRENT YEAR/EARNINGS	14413	EARNINGS
PAST YEAR/RACES	14	RACES
PAST YEAR/WINS	3	WINS
PAST YEAR/PLACES	1	PLACES
PAST YEAR/SHOWS	3	SHOWS
PAST YEAR/EARNINGS	26889	EARNINGS
LAST RACE/DISTANCE	2	DISTANCE
LAST RACE/LENGTHS BACK/1ST CALL	7	L.E.B. 1st
LAST RACE/LENGTHS BACK/2ND CALL	4	L.E.B. 2nd
LAST RACE/LENGTHS BACK/3RD CALL	3	L.E.B. 3rd
LAST RACE/FINISH POSITION	3	FIN. POSN.
LAST RACE/LENGTHS BACK/FINISH	3	L.E.B. FIN.
2ND RACE BACK/DISTANCE	2	DISTANCE
2ND RACE BACK/LENGTHS BACK/1ST CALL	5	L.E.B. 1st
2ND RACE BACK/LENGTHS BACK/2ND CALL	2	L.E.B. 2nd
2ND RACE BACK/LENGTHS BACK/3RD CALL	0	L.E.B. 3rd
2ND RACE BACK/FINISH POSITION	1	FIN. POSN.
2ND RACE BACK/LENGTHS BACK/FINISH	0	L.E.B. FIN.
3RD RACE BACK/DISTANCE	2	DISTANCE
3RD RACE BACK/LENGTHS BACK/1ST CALL	2	L.E.B. 1st
2 BEST SPEED RATINGS/OF LAST 5 RACES	84	SPD. RTG. (left)
	84	SPD. RTG. (right)

As you know, GEMS FOR SALE ran in a Route race. Just to make sure you can use the Horse Race Analyzer for a shorter distance race, go through the program for MANHATTAN QUEEN, running in a Sprint race. This race was on October 28, 1988, with a purse of \$11,000. MANHATTAN QUEEN was slated for Post Position 1. Distance: 6 furlongs. Correct entries are on next page.

Manhattan Queen

WARREN R J JR

Own.—Olivier Robin

15Oct88-9B M	6f	:221	:453	1:111ft	*8-5	118	34	32	2½	2no	Warren R Jr 7	12500	83-23	SweetNicki, MnhtnQun, NoIllusions	7
29Sep88-7B M	6f	:223	:452	1:101ft	7e	118	63¼	64¾	65¼	54¼	Hansen R D 3	25000	84-15	RiverBelle, MdonnBlu, Synchronous	9
10Sep88-9B M	6f	:221	:444	1:092ft	3	118	54	67¾	68¾	59	Warren R Jr 3	32000	83-13	LadyTascha, MdonnBlue, CoffeeRoll	7
1Sep88-8B M	6f	:23	:46	1:104ft	3	116	2nd	2nd	1½	1nk	WrrnR Jr 8	Aw17000	85-17	MnhtnQueen, GretInvdr, LoopD Loo	6
10Oct87-6B M	6f	:222	:452	1:094ft	3½	118	45½	43½	34	34	Lambert J 3	Aw19000	86-19	Sweepy, Kurbstone, ManhattenQueen	7
15Sep87-9B mf	5½f	:212	:443	1:024ft	9-5	115	54½	54	44½	45½	Schacht R 5	Aw16000	92-14	MissPso, SprkIPintyToo, Codx'sBrid	6
25Mar87-4GG	6f	:213	:443	1:092ft	*2½	115	23	21½	1½	14	Warren R Jr 6	32000	92-18	MnhtnQun, SwiftVictrss, DiffrentTim	6
26Feb87-8GG	6f	:213	:44	1:091ft	15	116	43½	44½	45½	53¾	WrrnR Jr 4	Aw19000	89-12	DealEmStright, PrisinLce, Blimondy	5
8Jly86-11Sol	6f	:221	:45	1:102ft	4½	120	45½	79	66½	65¾	SchchtR 2	RFairfield	85-22	Chnngo'sAlb, OlympcClssc, BrgnFun	7
6Jun86-6GG	5½f	:211	:444	1:033ft	11	114	87¾	66¾	32	12½	Schacht R 3	Aw17000	93-13	MnhtnQun, GoodFrndShp, Drmscll	12

Oct 9 BM 5f ft 1:02 h

Sep 21 BM ① 4f fm :52 h (d)

Ch. m. 5, by Effervescing—Manhattan Doll, by Wig Out

Br.—Meadowbrook Farms Inc (Fia)

1988 4 1 1 0

\$12,075

Tr.—Arterburn Lonnie

\$16,000

1987 4 1 0 1

\$12,775

116

Lifetime 20 5 5 4 \$58,310

COPYRIGHT © 1989 by DAILY RACING FORM, INC. Reprinted with permission of copyright owner.

The correct display you should get when you finish is: [0] [1] [2] [7] [5]

26



27

MANHATTAN QUEEN Program

DISPLAY

NUMERIC KEYS


PURSE	11000	PURSE
DISTANCE	1	DIST
POST POSITION	1	P. POSN.
DAYS AWAY	13	DAYS
RACES SINCE LAYOFF	4	R.S.L.
CURRENT YEAR/RACES	4	RACES
CURRENT YEAR/WINS	1	WINS
CURRENT YEAR/PLACES	1	PLACES
CURRENT YEAR/SHOWS	0	SHOWS
CURRENT YEAR/EARNINGS	12075	EARNINGS
PAST YEAR/RACES	4	RACES
PAST YEAR/WINS	1	WINS
PAST YEAR/PLACES	0	PLACES
PAST YEAR/SHOWS	1	SHOWS
PAST YEAR/EARNINGS	12775	EARNINGS
LAST RACE/ DISTANCE	1	DISTANCE
LAST RACE/LENGTHS BACK/1ST CALL	4	L.E.B. 1st
LAST RACE/LENGTHS BACK/2ND CALL	2	L.E.B. 2nd
LAST RACE/LENGTHS BACK/3RD CALL	0	L.E.B. 3rd
LAST RACE/FINISH POSITION	2	FIN. POSN.
LAST RACE/LENGTHS BACK/FINISH	0	L.E.B. FIN.

28

(MANHATTAN QUEEN program
continued on next page)

29

2ND RACE BACK /DISTANCE	1	DISTANCE	(continued from MANHATTAN QUEEN program)
2ND RACE BACK /LENGTHS BACK /1ST CALL	3	L.E.B. 1st	
2ND RACE BACK /LENGTHS BACK /2ND CALL	4	L.E.B. 2nd	
2ND RACE BACK /LENGTHS BACK /3RD CALL	5	L.E.B. 3rd	
2ND RACE BACK /FINISH POSITION	5	FIN. POSN.	
2nd RACE BACK /LENGTHS BACK /FINISH	4	L.E.B. FIN.	
3RD RACE BACK /DISTANCE	1	DISTANCE	
3RD RACE BACK /LENGTHS BACK /1ST CALL	4	L.E.B. 1st	
2 BEST SPEED RATINGS	83	SPD. RTG. (left)	
	85	SPD. RTG. (right)	30



MAKING YOUR FINAL CHOICE

With some practice, you will soon become comfortable with all the keys and codes of the Horse Race Analyzer™. Follow the steps outlined on the previous pages and you can get a numerical rating for the top four horses in a given race.

Now, how do you utilize these ratings? Obviously, you can take the top choice every time and forget the rest, but you might want to increase your chances of picking first, second or third place finishers. For more consistent success, you should look deeper into the world of handicapping.


After you have analyzed a few races, you will notice that ratings for the top horses within a race may be widely separated or can be close. With experience you will begin to see differences in the characters of the races. When the ratings by the computer for the top four horses are clearly separated, they signify a field of

differing ability. In such a situation, your selections seem clearly indicated. When the ratings are closer together, the horses may show similar promise. In these situations, you may want to utilize some other handicapping factors to help you make your selections.

In this section we explain some of these factors. Your own evaluation of these factors may help you choose a winner from a cluster group.

Now that you are on your way to becoming a better handicapper, here are those special things to think about. Whether the ratings are clearly separated or particularly if they are not, considering these factors can be an interesting extension to your handicapping and can help you make your final decision.

32



Recent Winners & Hard Races

It usually takes a great deal of effort for a horse to win a race or closely challenge the winner in a race. It is even harder for average horses to continue to do well after two or three close hard races. Only the top echelon horses—those that compete in Stakes Races and Allowances—are capable of winning consistently. Check the past performances. If the highest rated horse in your race looks like it might have participated in too many recent good hard tries or wins, you might want to consider the second, third or fourth rated entry.

33

top-rated horse is running against the bias, you might want to consider one of the other top rated horses. You need to carefully check the results charts from your particular track, to determine if a bias exists.

Post Position (Routes)

Most Route Races are run around two turns, thus posing a disadvantage to horses breaking out from the rail in this racing situation. The Horse Race Analyzer™ has compensated for this situation in its computing process. At certain tracks, however, some Route Races are contested around only one turn.* If your selections are being made in these situations, you should upgrade the ratings for horses breaking well out from the rail when evaluating the top rated horses.

For example, Aqueduct, Hollywood Park, Churchill Downs at one mile; Belmont Park all Races up to one and one quarter miles. Check your local track to determine these one-turn routes.

Get a Daily Racing Form and try out the Horse Race Analyzer. As you become proficient at the programming, consider the other handicapping variables. Examine your own reasoning...be flexible! You may develop a secret method of your own to help you make better choices. We wish you all the luck in the world. With the Horse Race Analyzer, you've got a good head start!

CONCLUSION

In addition to the general instructions for using your new Horse Race Analyzer, we have given you some handicapping guidelines that have worked for many people. Consider them when you bring your handicapping efforts to the point of making your final decisions. And think of your Horse Race Analyzer as your private secretary. As you scan the pages of numbers in the **Daily Racing Form**, feed the important figures into your Horse Race Analyzer one by one. It will store and compute for you. It will save you time to build a rational framework on which you can make some thoughtful choices.

38

WARNING

The Horse Race Analyzer is intended for purchaser's individual use and enjoyment for educational and entertainment application and is sold with that understanding. It may not be used for commercial purposes. Any commercial use of the brand name or the results of computations by this device, including dissemination orally or in printed publications, is expressly prohibited without the express written consent of Advanced Handicapping Technologies, Inc.

www.handheldmuseum.com