



**COLECO**

Guide No. 76879A



*Plays, sounds and scores like the real Pac-Man™ arcade game!*



## **INSTRUCTIONS AND GAME RULES**

**3 GAMES IN 1**

- Pac-Man™
- Head to Head Pac-Man™
- Eat & Run

For Ages 8 to Adult

**Model No. 2390**

- Arcade style joy stick controls
- Multi-color display
- Records "best score"
- Two skill levels
- For 1 or 2 players

Requires 4 "C" Cell Alkaline Batteries (not included)

**COLECO**

MANUFACTURED FOR COLECO INDUSTRIES, INC.,  
AMSTERDAM, NEW YORK 12010

© 1981, Coleco Industries, Inc.

## GAME DESCRIPTION

### PAC-MAN™ (1 Player)

You'll feel like you're right in the arcade when you play **MIDWAY'S PAC-MAN™**, the electronic tabletop game by **Coleco**. You are in control of **PAC-MAN™**. He moves through the maze, eating dots and collecting points as he goes. But watch out! **Four hungry monsters** chase him, trying to **eat him!** But you can turn the tables — when **PAC-MAN™ eats one of the four power capsules**, he becomes **ENERGIZED**. For a short time, **PAC-MAN™ can chase the monsters and devour them!** You get **three PAC-MEN™** per game — plus a **fourth** if you earn **10,000 points**. And the game remembers the **BEST SCORE** achieved since it was turned on!

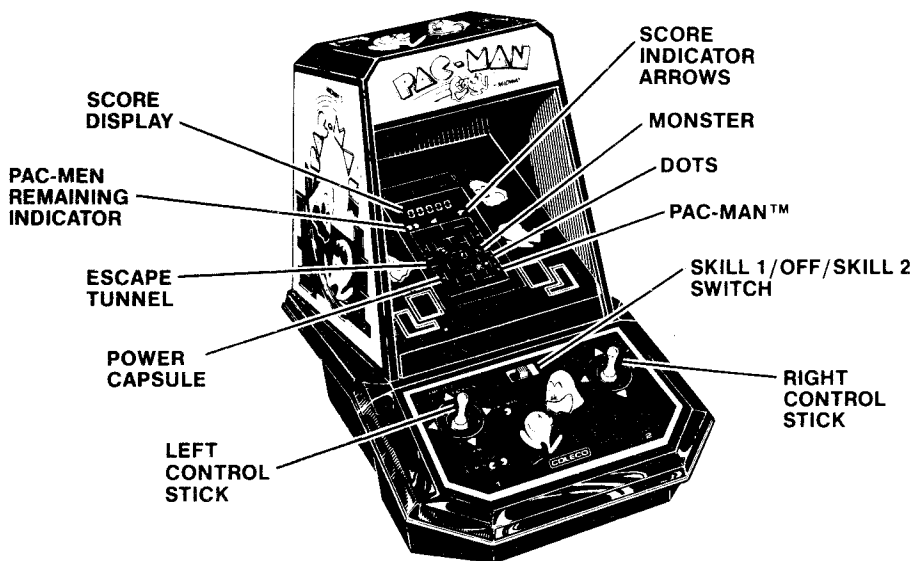
### HEAD TO HEAD PAC-MAN™ (2 Players)

The same **fast-action fun** as **PAC-MAN™** — but in this **two-player version**, you **compete against a friend** at the **same time**. The **computer** keeps track of the **DIFFERENCE** between your scores. How skillful are **YOU?**

### EAT & RUN (1 Player)

In this exciting game, **PAC-MAN™** must **grab one to four of the capsules**, then **run back to base** before the **monsters devour him**. The **more capsules** he **grabs** at a time, the **more points** he gets — but **only** when he **arrives back at base!** The problem is — the **base gate opens and shuts**, but **you'll never know when**. And the monsters are hot on his trail! How long does **PAC-MAN™** dare stay in the maze? Only you can decide!

## GAME CONTROLS AND FEATURES

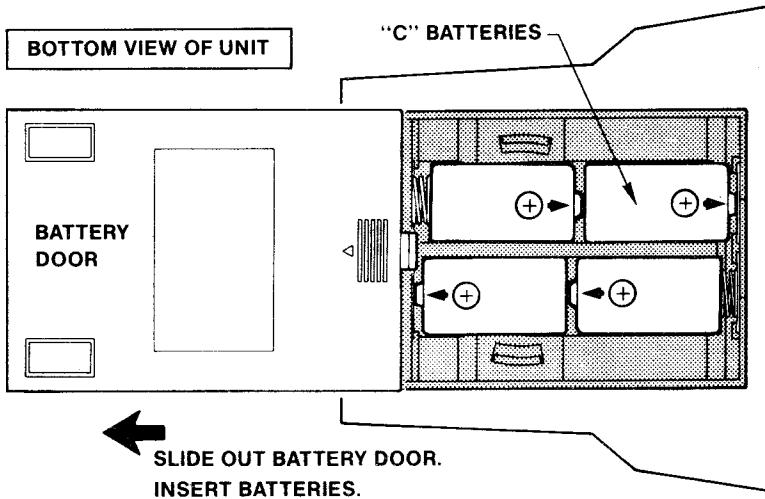


# GETTING READY TO PLAY

## INSERT GAME BATTERIES

### IMPORTANT

Requires 4 "C" cell alkaline batteries or COLECO PERMA POWER™ BATTERY ELIMINATOR/AC ADAPTOR # 2298 (neither included).



To insert batteries, slide out battery door and insert 4 "C" cell **alkaline** batteries in the order and direction shown. Replace battery door.

**NOTE: Game will not operate properly if batteries are weak. Any erratic display or play action may be a symptom of weak batteries. Replace with fresh alkaline batteries.**

## STOP BUYING BATTERIES

COLECO'S PERMA POWER™ BATTERY ELIMINATOR/AC ADAPTOR # 2298 will operate your COLECO games, plus many other manufacturers' products. See your local dealer for details.

## PAC-MAN™ DEMONSTRATION

If you would like to see **PAC-MAN™** demonstrated before you try it yourself, move the **Skill 1/Off/Skill 2** switch to either **Skill 1** or **Skill 2**. The **red grid** on the **display** shows that the power is on. Next, **press the left control stick to Demo**.

Now, enjoy the show. Watch closely and you'll be ready to play an actual game! To end **Demo**, **select another game**.

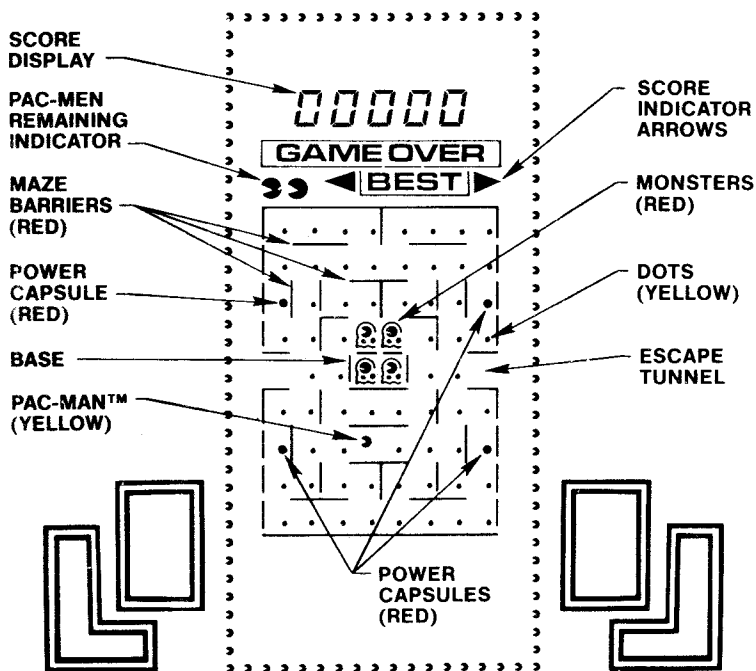
# PAC-MAN™ (1 Player)

## OBJECT OF GAME



SCORE POINTS WHILE AVOIDING THE MONSTERS. Move PAC-MAN™ through the maze, trying to eat all the dots and avoiding contact with the ravenous monsters. Neither PAC-MAN™ nor monsters can go through maze barriers! When PAC-MAN™ eats a power capsule, the tables turn for a moment, and PAC-MAN™ can go after and eat monsters! Can PAC-MAN™ rack up a high score — or will the monsters devour him first? Your score keeps track of your skill!

## DISPLAY FOR PAC-MAN™



## HERE'S HOW TO PLAY

### STEP 1: Ready, set, go!

Start the game by setting the Skill 1/Off/Skill 2 switch to either Skill 1 or Skill 2. Game play is harder in Skill 2. Next, press the left control stick toward PAC-MAN™. Use this control to move PAC-MAN™.

## **STEP 2: PAC-MAN™ is always hungry!**

After the **PAC-MAN™** song, **PAC-MAN™** automatically moves to the left, unless you **press** the **control stick** in a **different direction**. The **left control stick** is used to **direct PAC-MAN™** around the maze. Avoid the monsters! As **PAC-MAN™** runs, he eats yellow dots, earning points.

## **STEP 3: Revenge.**

You can turn the tables on the monsters by **moving PAC-MAN™** to **one** of the **four red power capsules**. When **PAC-MAN™** eats a **power capsule**, he becomes **ENERGIZED** for a **short time**, causing **monsters** to change appearance and **run away**. Now **PAC-MAN™** can chase and **eat monsters** for **points**. Move **PAC-MAN™** toward a monster — when **PAC-MAN™** overtakes a monster, he eats it. Eat as many monsters as you can during each energized period. During **energized period**, an **eaten monster** can **reappear** and **eat PAC-MAN™**.

## **STEP 4: Turnabout is fair play.**

At the **end** of the **energized period**, the **monsters blink a warning**, then begin to **chase PAC-MAN™** again. Until **PAC-MAN™** eats another **power capsule**, he must once more **avoid** the hungry monsters to survive.

## **STEP 5: Is there any escape?**

Use the **escape tunnel** with **exits at sides** of the maze. **PAC-MAN™** can **exit** from **one side** of the maze and **reappear** on the **other side**. **But so can the monsters!**

## **STEP 6: All clear!**

If **PAC-MAN™** eats all the **dots** and **power capsules** on the maze, a “**maze refilled**” song plays, and **all dots** and **capsules reappear** in their original positions. And the game goes on, but faster.

## **STEP 7: A sad turn of events.**

When **PAC-MAN™** is **devoured**, a **new PAC-MAN™** and the **old monsters** appear in their **starting positions**. The **PAC-MEN™ Remaining Indicator** shows the **number** of **PAC-MEN™** left in the game (not including the one presently in the maze). You get **three PAC-MEN™ per game**, plus a **bonus PAC-MAN™** (and a special song!) if you earn **10,000 points**. **THE GAME ENDS WHEN ALL YOUR PAC-MEN™ HAVE BEEN EATEN.**

The score display flashes your score, then flashes the best score earned at **PAC-MAN™** since you started playing.

## **STEP 8: One more time!**

To start another game, press the **left control stick** toward the game you want to play.

# **GENERAL INFORMATION AND SCORING**

## **HOW MONSTERS MOVE AND ATTACK**

The **monsters** are in the **center** of the maze as **each round begins**. They begin to **follow PAC-MAN™** after the **opening song**.

(CONTINUED ON NEXT PAGE)

**Old monsters never die.** When PAC-MAN™ eats a monster, the monster reappears in its starting position, and after a delay begins to chase PAC-MAN™ again. When PAC-MAN™ is eaten, the monsters reappear in their starting positions to begin another round. When the last PAC-MAN™ is eaten the game ends immediately. Monsters chase PAC-MAN™, unless PAC-MAN™ is ENERGIZED by eating a power capsule — then monsters flee!

## SCORING

You score points when PAC-MAN™ eats dots, power capsules or, best of all, monsters. When PAC-MAN™ eats a monster, the point value for that monster is momentarily displayed. The point value for monsters depends on the number of monsters already eaten DURING THE SAME ENERGIZED PERIOD. The highest score is earned when PAC-MAN™ eats four monsters during a single energized period (see chart below).

If you earn 10,000 points, you get a fourth “bonus PAC-MAN™”, along with a special song. (If you can clear all dots and power capsules from the display, you get a “refilled maze” song!) And the computer will remember the BEST SCORE EARNED since power was turned on!

### SCORING CHART

OBJECT EATEN BY PAC-MAN™	POINTS SCORED	
Dot	10	
Power Capsule	50	
1st Monster	Eaten during a single energized period	
2nd Monster		100
3rd Monster		200
4th Monster		400
	800	

## HEAD TO HEAD PAC-MAN™ (2 Players)

### OBJECT OF GAME



Just like in PAC-MAN™, you direct your PAC-MAN™ through the maze, first avoiding monsters, then chasing them, eating dots and power capsules as you go! But now you compete against a friend to see who can get more points. Each of you has your own PAC-MAN™ on the screen. Who can hold out longer?

## HERE'S HOW TO PLAY

Game play is the same as in PAC-MAN™, except now it's designed for two players!

### STEP 1: Get ready!

Start the game by setting the Skill 1/Off/Skill 2 switch to either Skill 1 or Skill 2. Next, press the left control stick toward HEAD TO HEAD PAC-MAN™.

### STEP 2: Cut-throat.

Each player has a PAC-MAN™ on the display. Left player uses the left control stick to move the PAC-MAN™ whose starting position is toward the left of the maze. The right player uses the right control stick to move the PAC-MAN™ whose starting position is toward the right.

### STEP 3: Anything you can do, I can do . . .

Just like in PAC-MAN™, the PAC-MEN™ in HEAD TO HEAD PAC-MAN™ eat dots as they go. (In this game, 2 PAC-MEN™ may even occupy the same space at the same time!) When one PAC-MAN™ eats a power capsule, BOTH PAC-MEN™ BECOME ENERGIZED and may chase and eat monsters.

### STEP 4: And then there was one.

When one PAC-MAN™ is eaten by a monster, the round continues until the other PAC-MAN™ is eaten, then both new PAC-MEN™ begin at the starting positions.

### STEP 5: And then there were none.

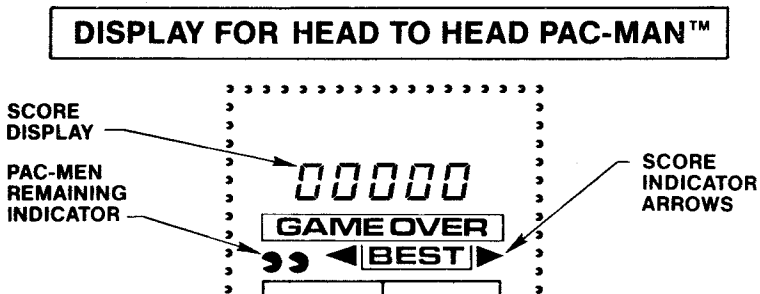
As in PAC-MAN™, each player has three PAC-MEN™. The game ends when both players have used all their PAC-MEN™.

### STEP 6: Do it again!

To select another game, press the left control stick toward the game you want to play next.

## SCORING

The score display shows the DIFFERENCE between the two players' scores. A Score Indicator Arrow points toward the player with the most points. In case of a tie, BOTH arrows light, and the Score Display reads "0000".



**NOTE:** Point awards for monsters, power capsules and dots are the same as in PAC-MAN™. Best score earned is not remembered in Head to Head PAC-MAN™.

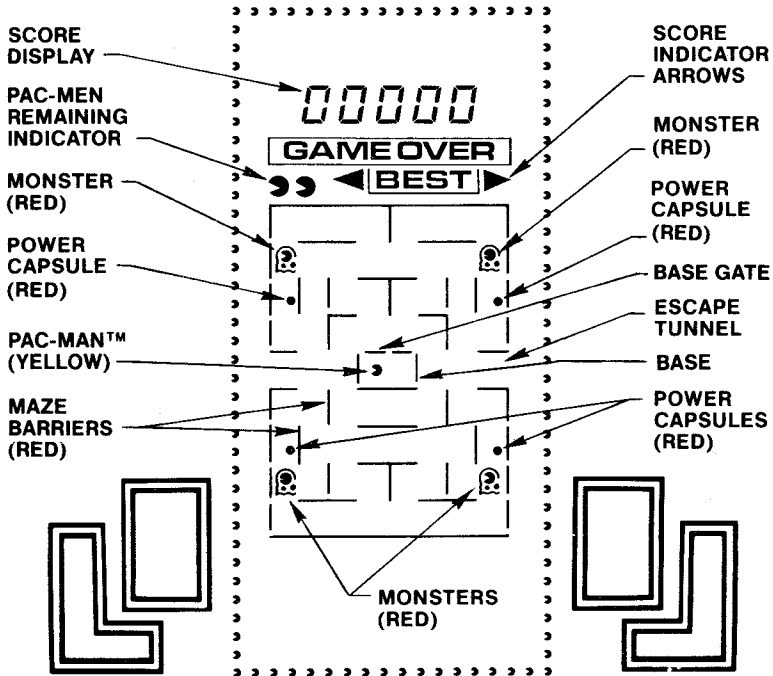
# EAT AND RUN (1 Player)

## OBJECT OF GAME



**PAC-MAN™** must **grab capsules** — then **run back into the base to score points!** Of course, hungry monsters are hot in pursuit. **PAC-MAN™** is daring — but he **won't be safe** until he **slides in through the base gate** which **opens and closes at random!**

## DISPLAY FOR EAT & RUN



## HERE'S HOW TO PLAY

### STEP 1: The fun begins!

Start the game by setting the Skill 1/Off/Skill 2 switch to either Skill 1 or Skill 2. Next, press the left control stick toward EAT & RUN.

### STEP 2: There's no turning back.

After the opening song, **PAC-MAN™** automatically leaves the base, and the base gate **shuts behind him**. Press the left control stick in the direction you want **PAC-MAN™** to move. **AVOID THE MONSTERS AT ALL TIMES!**



### **STEP 3: Grab a bite to eat.**

**PAC-MAN™** must grab at least one capsule and return safely to base in order to score points. To grab a capsule, move **PAC-MAN™** into the same position as the capsule. If you dare, you may try to have **PAC-MAN™** grab two, three or four capsules. The more you grab, the higher your score when you return to base. Use the escape tunnel with exits at the sides of the maze to leave one side and emerge on the other.

### **STEP 4: Open door policy.**

The base gate can open only after **PAC-MAN™** has grabbed at least one capsule. But watch out! The gate may not open immediately and it will open and close at the oddest times.

If **PAC-MAN™** is eaten by a monster before he gets back to base, all the capsules are restored to their original positions and a new **PAC-MAN™** must try.

### **STEP 5: Run-a-round.**

A successful run occurs when **PAC-MAN™** grabs at least one capsule and returns to base. When **PAC-MAN™** returns to base, he scores points and all the capsules reappear in their original positions.

Four successful runs equal a round. After each round, the game speeds up and all capsules are worth more. This process continues for the first four rounds.

### **STEP 6: A sad ending.**

You get three **PAC-MEN™** per game. The **PAC-MEN™** Remaining Indicator shows how many **PAC-MEN™** you have left, not including the one in the maze. THE GAME ENDS WHEN ALL YOUR **PAC-MEN™** ARE EATEN.

### **STEP 7: And start all over again.**

To start another game, press the left control stick toward the game you want to play next.


## **SCORING**

You score points when **PAC-MAN™** eats capsules and returns to base. Best score earned is not remembered in EAT & RUN.

(See Scoring Chart on Page 10)

## SCORING CHART

	1	2	3	4 CAPSULES EATEN
ROUND 1	100	200	400	800
ROUND 2	200	400	800	1600
ROUND 3	300	600	1200	2400
ROUND 4	400	800	1600	3200
ROUND 5 (through game end).	500	1000	2000	4000



## SPECIAL INFORMATION

1. **TO AVOID BATTERY DRAIN**, always be sure game is **turned off** when **not in use**.
2. **IF GAME FAILS TO OPERATE** after prolonged play, your batteries are probably worn out or dead. Replace with **fresh "C" cell alkaline batteries**.
3. **DO NOT ATTEMPT TO OPEN GAME**. This game does not contain any serviceable parts.

## CARE OF YOUR GAME

- TREAT YOUR GAME WITH CARE.
- DO NOT DROP OR BANG ON GAME.
- DO NOT BANG OR FORCE CONTROL BUTTONS.
- KEEP GAME AWAY FROM HEAT AND MOISTURE.
- DO NOT STORE OR LEAVE GAME IN AUTOMOBILE WHERE IT MAY BE SUBJECT TO HEAT BUILD-UP.

**PLEASE RETAIN THIS GUIDE  
AND ALL LITERATURE FOR FUTURE REFERENCE**

## LIMITED WARRANTY

Coleco warrants to the original purchaser only, each Game against factory defect in material and workmanship for 90 days from the date of purchase.

If your Game fails to operate properly DURING THE FIRST 90 DAYS AFTER PURCHASE, return it postage prepaid, together with your check or money order for \$5.00 for handling and inspection, and your **name, address, proof of the date of purchase and a brief description of the problem**, to the Factory Service Station as listed. If your unit is found to be factory defective during the first 90 days, it will be repaired or replaced at no additional cost to you. If the unit is found to have been consumer damaged or abused and therefore not covered by the warranty, then you will be advised, in advance, of repair costs.

### SERVICE POLICY

If your game requires service after expiration of the 90 day Limited Warranty period, Coleco will service the game and put it in working condition or replace it with a reconditioned model (at our option), on receipt of your game, postage prepaid, with your check in the amount of \$15.00. Coleco's service obligation does not apply to defects arising from abuse, misuse or alteration of the unit and Coleco shall not be obligated to service any game after 1 year from the date of purchase.

All returns must be directed to: **Coleco Industries, Inc.  
Customer Service Department  
35 Willow St., Bldg. # 5  
Amsterdam, New York 12010**

Coleco's sole and exclusive liability for defects in material and workmanship shall be limited to repair or replacement at an authorized Coleco Service Station, and Coleco shall in no event be liable for incidental, consequential contingent or any other damages, (some states do not allow the exclusion or limitation of incidental or consequential damages, so the above limitation or exclusion may not apply to you). This warranty does not obligate Coleco to bear the cost of transportation charges in connection with the repair or replacement of defective parts.

This warranty is invalid if the damage or defect is caused by accident, act of God, consumer abuse, unauthorized alteration or repair, vandalism or misuse.

This warranty is made in lieu of any other express warranty, and except for the foregoing warranty which is exclusive, there is no other express warranty being made.

This warranty does not cover any claim concerning worn out or defective batteries.

**This warranty gives you specific legal rights, and you may have other rights which vary from state to state.**

## NOTICE

This game generates and uses radio frequency energy and if not installed and used properly, that is in strict accordance with the instructions, may cause interference to radio and television reception. It has been type tested and found to comply with the limits for a Class B computing device in accordance with the specifications in Subpart J of Part 15 of FCC Rules, which are designed to provide reasonable protection against such interference in a residential installation. However, there is no guarantee that interference will not occur in a particular installation. If this game does cause interference to radio or television reception, which can be determined by turning the game off and on, the user is encouraged to try to correct the interference by one or more of the following measures:

Reorient the receiving antenna.

Relocate the game with respect to the receiver.

Move the game away from the receiver.

If necessary, the user should consult the dealer or an experienced radio/television technician for additional suggestions. The user may find the following booklet prepared by the Federal Communications Commission helpful:

“How to Identify and Resolve Radio TV Interference Problems”.

This booklet is available from the U.S. Government Printing Office, Washington, DC 20402, Stock No. 004-000-00345-4.

# COLECO

COLECO INDUSTRIES INC., AMSTERDAM, NEW YORK, 12010

[www.handheldmuseum.com](http://www.handheldmuseum.com)